

# SYLLABUS

**Cambridge International A Level  
Further Mathematics**

**9231**

For examination in June and November 2017 and 2018

### Changes to syllabus for 2017 and 2018

This syllabus has been updated. The latest syllabus is version 3, published April 2015.

A new section has been added: Section 6

#### **6. List of formulae and statistical tables (MF10)**

All following sections have been renumbered to reflect the addition.

**You are advised to read the whole syllabus before planning your teaching programme.**

Cambridge International Examinations retains the copyright on all its publications. Registered Centres are permitted to copy material from this booklet for their own internal use. However, we cannot give permission to Centres to photocopy any material that is acknowledged to a third party even for internal use within a Centre.

® IGCSE is the registered trademark of Cambridge International Examinations

© Cambridge International Examinations 2015

---

# Contents

---

1. Introduction .....	2
1.1 Why choose Cambridge?	
1.2 Why choose Cambridge International AS and A Level?	
1.3 Why choose Cambridge International A Level Further Mathematics?	
1.4 Cambridge AICE (Advanced International Certificate of Education) Diploma	
1.5 How can I find out more?	
2. Teacher support.....	5
2.1 Support materials	
2.2 Endorsed resources	
2.3 Training	
3. Assessment at a glance .....	6
4. Syllabus aims and assessment objectives .....	8
4.1 Syllabus aims	
4.2 Assessment objectives	
5. Syllabus content .....	9
5.1 Paper 1	
5.2 Paper 2	
6. List of formulae and statistical tables (MF10).....	19
7. Mathematical notation.....	26
8. Other information .....	30

---

# 1. Introduction

---

## 1.1 Why choose Cambridge?

Cambridge International Examinations is part of the University of Cambridge. We prepare school students for life, helping them develop an informed curiosity and a lasting passion for learning. Our international qualifications are recognised by the world's best universities and employers, giving students a wide range of options in their education and career. As a not-for-profit organisation, we devote our resources to delivering high-quality educational programmes that can unlock learners' potential.

Our programmes set the global standard for international education. They are created by subject experts, are rooted in academic rigour, and provide a strong platform for progression. Over 10 000 schools in 160 countries work with us to prepare nearly a million learners for their future with an international education from Cambridge.

### Cambridge learners

Cambridge programmes and qualifications develop not only subject knowledge but also skills. We encourage Cambridge learners to be:

- **confident** in working with information and ideas – their own and those of others
- **responsible** for themselves, responsive to and respectful of others
- **reflective** as learners, developing their ability to learn
- **innovative** and equipped for new and future challenges
- **engaged** intellectually and socially, ready to make a difference.

### Recognition

Cambridge International AS and A Levels are recognised around the world by schools, universities and employers. The qualifications are accepted as proof of academic ability for entry to universities worldwide, although some courses do require specific subjects.

Cambridge AS and A Levels are accepted in all UK universities. University course credit and advanced standing is often available for Cambridge International AS and A Levels in countries such as the USA and Canada.

Learn more at [www.cie.org.uk/recognition](http://www.cie.org.uk/recognition)

## 1.2 Why choose Cambridge International AS and A Level?

Cambridge International AS and A Levels are international in outlook, but retain a local relevance. The syllabuses provide opportunities for contextualised learning and the content has been created to suit a wide variety of schools, avoid cultural bias and develop essential lifelong skills, including creative thinking and problem-solving.

Our aim is to balance knowledge, understanding and skills in our programmes and qualifications to enable students to become effective learners and to provide a solid foundation for their continuing educational journey. Cambridge International AS and A Levels give learners building blocks for an individualised curriculum that develops their knowledge, understanding and skills.

Schools can offer almost any combination of 60 subjects and learners can specialise or study a range of subjects, ensuring a breadth of knowledge. Giving learners the power to choose helps motivate them throughout their studies.

Cambridge International A Levels typically take two years to complete and offer a flexible course of study that gives learners the freedom to select subjects that are right for them.

Cambridge International AS Levels often represent the first half of an A Level course but may also be taken as a freestanding qualification. The content and difficulty of a Cambridge International AS Level examination is equivalent to the first half of a corresponding Cambridge International A Level.

Through our professional development courses and our support materials for Cambridge International AS and A Levels, we provide the tools to enable teachers to prepare learners to the best of their ability and work with us in the pursuit of excellence in education.

Cambridge International AS and A Levels have a proven reputation for preparing learners well for university, employment and life. They help develop the in-depth subject knowledge and understanding which are so important to universities and employers.

Learners studying Cambridge International AS and A Levels have opportunities to:

- acquire an in-depth subject knowledge
- develop independent thinking skills
- apply knowledge and understanding to new as well as familiar situations
- handle and evaluate different types of information sources
- think logically and present ordered and coherent arguments
- make judgements, recommendations and decisions
- present reasoned explanations, understand implications and communicate them clearly and logically
- work and communicate in English.

### Guided learning hours

Cambridge International A Level syllabuses are designed on the assumption that learners have about 360 guided learning hours per subject over the duration of the course. Cambridge International AS Level syllabuses are designed on the assumption that learners have about 180 guided learning hours per subject over the duration of the course. This is for guidance only and the number of hours required to gain the qualification may vary according to local curricular practice and the learners' prior experience of the subject.

## 1.3 Why choose Cambridge International A Level Further Mathematics?

Cambridge International A Level Further Mathematics is accepted by universities and employers as proof of mathematical knowledge and understanding. Successful candidates gain lifelong skills, including:

- a deeper understanding of mathematical principles
- the further development of mathematical skills including the use of applications of mathematics in the context of everyday situations and in other subjects that they may be studying
- the ability to analyse problems logically, recognising when and how a situation may be represented mathematically
- the use of mathematics as a means of communication
- a solid foundation for further study.

### Prior learning

Knowledge of the syllabus for Pure Mathematics (units P1 and P3) in Mathematics 9709 is assumed for Paper 1, and candidates may need to apply such knowledge in answering questions.

Knowledge of the syllabus for Mechanics units (M1 and M2) and Probability and Statistics units (S1 and S2) in Mathematics 9709 is assumed for Paper 2. Candidates may need to apply such knowledge in answering questions; harder questions on those units may also be set.

### Progression

Cambridge International A Level Further Mathematics provides a suitable foundation for the study of Mathematics or related courses in higher education.

## 1.4 Cambridge AICE (Advanced International Certificate of Education) Diploma

Cambridge AICE Diploma is the group award of the Cambridge International AS and A Level. It gives schools the opportunity to benefit from offering a broad and balanced curriculum by recognising the achievements of candidates who pass examinations in different curriculum groups.

Learn more about the Cambridge AICE Diploma at [www.cie.org.uk/aice](http://www.cie.org.uk/aice)

## 1.5 How can I find out more?

### If you are already a Cambridge school

You can make entries for this qualification through your usual channels. If you have any questions, please contact us at [info@cie.org.uk](mailto:info@cie.org.uk)

### If you are not yet a Cambridge school

Learn about the benefits of becoming a Cambridge school at [www.cie.org.uk/startcambridge](http://www.cie.org.uk/startcambridge). Email us at [info@cie.org.uk](mailto:info@cie.org.uk) to find out how your organisation can register to become a Cambridge school.

---

## 2. Teacher support

---

### 2.1 Support materials

We send Cambridge syllabuses, past question papers and examiner reports to cover the last examination series to all Cambridge schools.

You can also go to our public website at **[www.cie.org.uk/alevel](http://www.cie.org.uk/alevel)** to download current and future syllabuses together with specimen papers or past question papers and examiner reports from one series.

For teachers at registered Cambridge schools a range of additional support materials for specific syllabuses is available from Teacher Support, our secure online support for Cambridge teachers. Go to **<http://teachers.cie.org.uk>** (username and password required).

### 2.2 Endorsed resources

We work with publishers providing a range of resources for our syllabuses including print and digital materials. Resources endorsed by Cambridge go through a detailed quality assurance process to ensure they provide a high level of support for teachers and learners.

We have resource lists which can be filtered to show all resources, or just those which are endorsed by Cambridge. The resource lists include further suggestions for resources to support teaching.

### 2.3 Training

We offer a range of support activities for teachers to ensure they have the relevant knowledge and skills to deliver our qualifications. See **[www.cie.org.uk/events](http://www.cie.org.uk/events)** for further information.

### 3. Assessment at a glance

All candidates take two papers.

#### Paper 1

3 hours

There are about 11 questions of different marks and lengths on Pure Mathematics. Candidates should answer **all** questions except for the final question (worth 12–14 marks) which will offer two alternatives, only one of which must be answered.

100 marks weighted at 50% of total

#### Paper 2

3 hours

There are 4 or 5 questions of different marks and lengths on Mechanics (worth a total of 43 or 44 marks) followed by 4 or 5 questions of different marks and lengths on Statistics (worth a total of 43 or 44 marks) and one final question worth 12 or 14 marks. The final question consists of two alternatives, one on Mechanics and one on Statistics.

Candidates should answer **all** questions except for the last question where only one of the alternatives must be answered.

100 marks weighted at 50% of total

#### Electronic Calculators

Candidates should have a calculator with standard ‘scientific’ functions for use in the examination. Graphic calculators will be permitted but candidates obtaining results solely from graphic calculators without supporting working or reasoning will not receive credit. Computers, and calculators capable of algebraic manipulation, are not permitted. All the regulations in the *Cambridge Handbook* apply with the exception that, for examinations on this syllabus only, graphic calculators are permitted.

#### Mathematical Instruments

Apart from the usual mathematical instruments, candidates may use flexicurves in this examination.

#### Mathematical Notation

Attention is drawn to the list of mathematical notation at the end of this booklet.

#### List of Formulae

A list of formulae and statistical tables (MF10) is supplied for the use of candidates in the examination. Details of the items in this list are given for reference in Section 6.

#### Examiners’ Reports (SR(I) booklets)

Reports on the June examinations are distributed to Caribbean Centres in November/December and reports on the November examinations are distributed to other International Centres in April/May.



## Availability

This syllabus is examined in the June and November examination series.

This syllabus is available to private candidates.

Detailed timetables are available from **[www.cie.org.uk/examsOfficers](http://www.cie.org.uk/examsOfficers)**

Centres in the UK that receive government funding are advised to consult the Cambridge website **[www.cie.org.uk](http://www.cie.org.uk)** for the latest information before beginning to teach this syllabus.

## Combining this with other syllabuses

Candidates can combine this syllabus in an examination series with any other Cambridge syllabus, except:

- syllabuses with the same title at the same level.

---

## 4. Syllabus aims and assessment objectives

---

### 4.1 Syllabus aims

The aims for Advanced Level Mathematics 9709 apply, with appropriate emphasis.

The aims are to enable candidates to:

- develop their mathematical knowledge and skills in a way which encourages confidence and provides satisfaction and enjoyment
- develop an understanding of mathematical principles and an appreciation of mathematics as a logical and coherent subject
- acquire a range of mathematical skills, particularly those which will enable them to use applications of mathematics in the context of everyday situations and of other subjects they may be studying
- develop the ability to analyse problems logically, recognise when and how a situation may be represented mathematically, identify and interpret relevant factors and, where necessary, select an appropriate mathematical method to solve the problem
- use mathematics as a means of communication with emphasis on the use of clear expression
- acquire the mathematical background necessary for further study in this or related subjects.

### 4.2 Assessment objectives

The assessment objectives for Advanced Level Mathematics 9709 apply, with appropriate emphasis.

The abilities assessed in the examinations cover a single area: **technique with application**. The examination will test the ability of candidates to:

- understand relevant mathematical concepts, terminology and notation
- recall accurately and use successfully appropriate manipulative techniques
- recognise the appropriate mathematical procedure for a given situation
- apply combinations of mathematical skills and techniques in solving problems
- present mathematical work, and communicate conclusions, in a clear and logical way.

## 5. Syllabus content

### 5.1 Paper 1

Knowledge of the syllabus for Pure Mathematics (units P1 and P3) in Mathematics 9709 is assumed, and candidates may need to apply such knowledge in answering questions.

Theme or topic	Curriculum objectives
<p><b>1. Polynomials and rational functions</b></p>	<p><i>Candidates should be able to:</i></p> <ul style="list-style-type: none"> <li>recall and use the relations between the roots and coefficients of polynomial equations, for equations of degree 2, 3, 4 only;</li> <li>use a given simple substitution to obtain an equation whose roots are related in a simple way to those of the original equation;</li> <li>sketch graphs of simple rational functions, including the determination of oblique asymptotes, in cases where the degree of the numerator and the denominator are at most 2 (detailed plotting of curves will not be required, but sketches will generally be expected to show significant features, such as turning points, asymptotes and intersections with the axes).</li> </ul>
<p><b>2. Polar coordinates</b></p>	<ul style="list-style-type: none"> <li>understand the relations between cartesian and polar coordinates (using the convention <math>r \geq 0</math>), and convert equations of curves from cartesian to polar form and <i>vice versa</i>;</li> <li>sketch simple polar curves, for <math>0 \leq \theta &lt; 2\pi</math> or <math>-\pi &lt; \theta \leq \pi</math> or a subset of either of these intervals (detailed plotting of curves will not be required, but sketches will generally be expected to show significant features, such as symmetry, the form of the curve at the pole and least/greatest values of <math>r</math>);</li> <li>recall the formula <math>\frac{1}{2} \int_{\alpha}^{\beta} r^2 d\theta</math> for the area of a sector, and use this formula in simple cases.</li> </ul>

<p><b>3. Summation of series</b></p>	<ul style="list-style-type: none"> <li>• use the standard results for <math>\sum r</math>, <math>\sum r^2</math>, <math>\sum r^3</math> to find related sums;</li> <li>• use the method of differences to obtain the sum of a finite series, e.g. by expressing the general term in partial fractions;</li> <li>• recognise, by direct consideration of a sum to <math>n</math> terms, when a series is convergent, and find the sum to infinity in such cases.</li> </ul>
<p><b>4. Mathematical induction</b></p>	<ul style="list-style-type: none"> <li>• use the method of mathematical induction to establish a given result (questions set may involve divisibility tests and inequalities, for example);</li> <li>• recognise situations where conjecture based on a limited trial followed by inductive proof is a useful strategy, and carry this out in simple cases, e.g. find the <math>n</math>th derivative of <math>xe^x</math>.</li> </ul>
<p><b>5. Differentiation and integration</b></p>	<ul style="list-style-type: none"> <li>• obtain an expression for <math>\frac{d^2y}{dx^2}</math> in cases where the relation between <math>y</math> and <math>x</math> is defined implicitly or parametrically;</li> <li>• derive and use reduction formulae for the evaluation of definite integrals in simple cases;</li> <li>• use integration to find: <ul style="list-style-type: none"> <li>– mean values and centroids of two- and three-dimensional figures (where equations are expressed in cartesian coordinates, including the use of a parameter), using strips, discs or shells as appropriate,</li> <li>– arc lengths (for curves with equations in cartesian coordinates, including the use of a parameter, or in polar coordinates),</li> <li>– surface areas of revolution about one of the axes (for curves with equations in cartesian coordinates, including the use of a parameter, but not for curves with equations in polar coordinates).</li> </ul> </li> </ul>

<p><b>6. Differential equations</b></p>	<ul style="list-style-type: none"> <li>• recall the meaning of the terms ‘complementary function’ and ‘particular integral’ in the context of linear differential equations, and recall that the general solution is the sum of the complementary function and a particular integral;</li> <li>• find the complementary function for a second order linear differential equation with constant coefficients;</li> <li>• recall the form of, and find, a particular integral for a second order linear differential equation in the cases where a polynomial or <math>e^{bx}</math> or <math>a \cos px + b \sin px</math> is a suitable form, and in other simple cases find the appropriate coefficient(s) given a suitable form of particular integral;</li> <li>• use a substitution to reduce a given differential equation to a second order linear equation with constant coefficients;</li> <li>• use initial conditions to find a particular solution to a differential equation, and interpret a solution in terms of a problem modelled by a differential equation.</li> </ul>
<p><b>7. Complex numbers</b></p>	<ul style="list-style-type: none"> <li>• understand de Moivre’s theorem, for a positive integral exponent, in terms of the geometrical effect of multiplication of complex numbers;</li> <li>• prove de Moivre’s theorem for a positive integral exponent;</li> <li>• use de Moivre’s theorem for positive integral exponent to express trigonometrical ratios of multiple angles in terms of powers of trigonometrical ratios of the fundamental angle;</li> <li>• use de Moivre’s theorem, for a positive or negative rational exponent: <ul style="list-style-type: none"> <li>– in expressing powers of <math>\sin \theta</math> and <math>\cos \theta</math> in terms of multiple angles,</li> <li>– in the summation of series,</li> <li>– in finding and using the <math>n</math>th roots of unity.</li> </ul> </li> </ul>

<p><b>8. Vectors</b></p>	<ul style="list-style-type: none"> <li>• use the equation of a plane in any of the forms <math>ax + by + cz = d</math> or <math>\mathbf{r} \cdot \mathbf{n} = p</math> or <math>\mathbf{r} = \mathbf{a} + \lambda \mathbf{b} + \mu \mathbf{c}</math>, and convert equations of planes from one form to another as necessary in solving problems;</li> <li>• recall that the vector product <math>\mathbf{a} \times \mathbf{b}</math> of two vectors can be expressed either as <math> \mathbf{a}   \mathbf{b}  \sin \theta \hat{\mathbf{n}}</math>, where <math>\hat{\mathbf{n}}</math> is a unit vector, or in component form as <math>(a_2b_3 - a_3b_2) \mathbf{i} + (a_3b_1 - a_1b_3) \mathbf{j} + (a_1b_2 - a_2b_1) \mathbf{k}</math>;</li> <li>• use equations of lines and planes, together with scalar and vector products where appropriate, to solve problems concerning distances, angles and intersections, including: <ul style="list-style-type: none"> <li>– determining whether a line lies in a plane, is parallel to a plane or intersects a plane, and finding the point of intersection of a line and a plane when it exists,</li> <li>– finding the perpendicular distance from a point to a plane,</li> <li>– finding the angle between a line and a plane, and the angle between two planes,</li> <li>– finding an equation for the line of intersection of two planes,</li> <li>– calculating the shortest distance between two skew lines,</li> <li>– finding an equation for the common perpendicular to two skew lines.</li> </ul> </li> </ul>
<p><b>9. Matrices and linear spaces</b></p>	<ul style="list-style-type: none"> <li>• recall and use the axioms of a linear (vector) space (restricted to spaces of finite dimension over the field of real numbers only);</li> <li>• understand the idea of linear independence, and determine whether a given set of vectors is dependent or independent;</li> <li>• understand the idea of the subspace spanned by a given set of vectors;</li> <li>• recall that a basis for a space is a linearly independent set of vectors that spans the space, and determine a basis in simple cases;</li> <li>• recall that the dimension of a space is the number of vectors in a basis;</li> <li>• understand the use of matrices to represent linear transformations from <math>\mathbb{R}^n \rightarrow \mathbb{R}^m</math>.</li> </ul>

- understand the terms 'column space', 'row space', 'range space' and 'null space', and determine the dimensions of, and bases for, these spaces in simple cases;
- determine the rank of a square matrix, and use (without proof) the relation between the rank, the dimension of the null space and the order of the matrix;
- use methods associated with matrices and linear spaces in the context of the solution of a set of linear equations;
- evaluate the determinant of a square matrix and find the inverse of a non-singular matrix ( $2 \times 2$  and  $3 \times 3$  matrices only), and recall that the columns (or rows) of a square matrix are independent if and only if the determinant is non-zero;
- understand the terms 'eigenvalue' and 'eigenvector', as applied to square matrices;
- find eigenvalues and eigenvectors of  $2 \times 2$  and  $3 \times 3$  matrices (restricted to cases where the eigenvalues are real and distinct);
- express a matrix in the form  $\mathbf{QDQ}^{-1}$ , where  $\mathbf{D}$  is a diagonal matrix of eigenvalues and  $\mathbf{Q}$  is a matrix whose columns are eigenvectors, and use this expression, e.g. in calculating powers of matrices.

## 5.2 Paper 2

Knowledge of the syllabuses for Mechanics (units M1 and M2) and Probability and Statistics (units S1 and S2) in Mathematics 9709 is assumed. Candidates may need to apply such knowledge in answering questions; harder questions on those units may also be set.

Theme or topic	Curriculum objectives
	<i>Candidates should be able to:</i>
<b>MECHANICS (Sections 1 to 5)</b>	
<b>1. Momentum and impulse</b>	<ul style="list-style-type: none"> <li>recall and use the definition of linear momentum, and show understanding of its vector nature (in one dimension only);</li> <li>recall Newton's experimental law and the definition of the coefficient of restitution, the property <math>0 \leq e \leq 1</math>, and the meaning of the terms 'perfectly elastic' (<math>e = 1</math>) and 'inelastic' (<math>e = 0</math>);</li> <li>use conservation of linear momentum and/or Newton's experimental law to solve problems that may be modelled as the direct impact of two smooth spheres or the direct or oblique impact of a smooth sphere with a fixed surface;</li> <li>recall and use the definition of the impulse of a constant force, and relate the impulse acting on a particle to the change of momentum of the particle (in one dimension only).</li> </ul>
<b>2. Circular motion</b>	<ul style="list-style-type: none"> <li>recall and use the radial and transverse components of acceleration for a particle moving in a circle with variable speed;</li> <li>solve problems which can be modelled by the motion of a particle in a vertical circle without loss of energy (including finding the tension in a string or a normal contact force, locating points at which these are zero, and conditions for complete circular motion).</li> </ul>



<p><b>3. Equilibrium of a rigid body under coplanar forces</b></p>	<ul style="list-style-type: none"> <li>• understand and use the result that the effect of gravity on a rigid body is equivalent to a single force acting at the centre of mass of the body, and identify the centre of mass by considerations of symmetry in suitable cases;</li> <li>• calculate the moment of a force about a point in 2 dimensional situations only (understanding of the vector nature of moments is not required);</li> <li>• recall that if a rigid body is in equilibrium under the action of coplanar forces then the vector sum of the forces is zero and the sum of the moments of the forces about any point is zero, and the converse of this;</li> <li>• use Newton's third law in situations involving the contact of rigid bodies in equilibrium;</li> <li>• solve problems involving the equilibrium of rigid bodies under the action of coplanar forces (problems set will not involve complicated trigonometry).</li> </ul>
<p><b>4. Rotation of a rigid body</b></p>	<ul style="list-style-type: none"> <li>• understand and use the definition of the moment of inertia of a system of particles about a fixed axis as <math>\sum mr^2</math> and the additive property of moment of inertia for a rigid body composed of several parts (the use of integration to find moments of inertia will not be required);</li> <li>• use the parallel and perpendicular axes theorems (proofs of these theorems will not be required);</li> <li>• recall and use the equation of angular motion <math>C = I\ddot{\theta}</math> for the motion of a rigid body about a fixed axis (simple cases only, where the moment <math>C</math> arises from constant forces such as weights or the tension in a string wrapped around the circumference of a flywheel; knowledge of couples is not included and problems will not involve consideration or calculation of forces acting at the axis of rotation);</li> <li>• recall and use the formula <math>\frac{1}{2}I\omega^2</math> for the kinetic energy of a rigid body rotating about a fixed axis;</li> <li>• use conservation of energy in solving problems concerning mechanical systems where rotation of a rigid body about a fixed axis is involved.</li> </ul>

<b>5. Simple harmonic motion</b>	<ul style="list-style-type: none"> <li>recall a definition of SHM and understand the concepts of period and amplitude;</li> <li>use standard SHM formulae in the course of solving problems;</li> <li>set up the differential equation of motion in problems leading to SHM, recall and use appropriate forms of solution, and identify the period and amplitude of the motion;</li> <li>recognise situations where an exact equation of motion may be approximated by an SHM equation, carry out necessary approximations (e.g. small angle approximations or binomial approximations) and appreciate the conditions necessary for such approximations to be useful.</li> </ul>
<b>STATISTICS (Sections 6 to 9)</b>	
<b>6. Further work on distributions</b>	<ul style="list-style-type: none"> <li>use the definition of the distribution function as a probability to deduce the form of a distribution function in simple cases, e.g. to find the distribution function for <math>Y</math>, where <math>Y = X^3</math> and <math>X</math> has a given distribution;</li> <li>understand conditions under which a geometric distribution or negative exponential distribution may be a suitable probability model;</li> <li>recall and use the formula for the calculation of geometric or negative exponential probabilities;</li> <li>recall and use the means and variances of a geometric distribution and negative exponential distribution.</li> </ul>

<p><b>7. Inference using normal and <math>t</math>-distributions</b></p>	<ul style="list-style-type: none"> <li>• formulate hypotheses and apply a hypothesis test concerning the population mean using a small sample drawn from a normal population of unknown variance, using a <math>t</math>-test;</li> <li>• calculate a pooled estimate of a population variance from two samples (calculations based on either raw or summarised data may be required);</li> <li>• formulate hypotheses concerning the difference of population means, and apply, as appropriate: <ul style="list-style-type: none"> <li>– a 2-sample <math>t</math>-test,</li> <li>– a paired sample <math>t</math>-test,</li> <li>– a test using a normal distribution,</li> </ul>           (the ability to select the test appropriate to the circumstances of a problem is expected);</li> <li>• determine a confidence interval for a population mean, based on a small sample from a normal population with unknown variance, using a <math>t</math>-distribution;</li> <li>• determine a confidence interval for a difference of population means, using a <math>t</math>-distribution, or a normal distribution, as appropriate.</li> </ul>
<p><b>8. <math>\chi^2</math>-tests</b></p>	<ul style="list-style-type: none"> <li>• fit a theoretical distribution, as prescribed by a given hypothesis, to given data (questions will not involve lengthy calculations);</li> <li>• use a <math>\chi^2</math>-test, with the appropriate number of degrees of freedom, to carry out the corresponding goodness of fit analysis (classes should be combined so that each expected frequency is at least 5);</li> <li>• use a <math>\chi^2</math>-test, with the appropriate number of degrees of freedom, for independence in a contingency table (Yates' correction is not required, but classes should be combined so that the expected frequency in each cell is at least 5).</li> </ul>

**9. Bivariate data**

- understand the concept of least squares, regression lines and correlation in the context of a scatter diagram;
- calculate, both from simple raw data and from summarised data, the equations of regression lines and the product moment correlation coefficient, and appreciate the distinction between the regression line of  $y$  on  $x$  and that of  $x$  on  $y$ ;
- recall and use the facts that both regression lines pass through the mean centre  $(\bar{x}, \bar{y})$  and that the product moment correlation coefficient  $r$  and the regression coefficients  $b_1, b_2$  are related by  $r^2 = b_1 b_2$ ;
- select and use, in the context of a problem, the appropriate regression line to estimate a value, and understand the uncertainties associated with such estimations;
- relate, in simple terms, the value of the product moment correlation coefficient to the appearance of the scatter diagram, with particular reference to the interpretation of cases where the value of the product moment correlation coefficient is close to  $+1$ ,  $-1$  or  $0$ ;
- carry out a hypothesis test based on the product moment correlation coefficient.

## 6. List of formulae and statistical tables (MF10)

### PURE MATHEMATICS

*Algebraic series*

$$\sum_{r=1}^n r = \frac{1}{2}n(n+1), \quad \sum_{r=1}^n r^2 = \frac{1}{6}n(n+1)(2n+1), \quad \sum_{r=1}^n r^3 = \frac{1}{4}n^2(n+1)^2$$

Binomial expansion:

$(a+b)^n = a^n + \binom{n}{1}a^{n-1}b + \binom{n}{2}a^{n-2}b^2 + \binom{n}{3}a^{n-3}b^3 + \dots + b^n$ , where  $n$  is a positive integer

$$\text{and } \binom{n}{r} = \frac{n!}{r!(n-r)!}$$

Maclaurin's expansion:

$$f(x) = f(0) + x f'(0) + \frac{x^2}{2!} f''(0) + \dots + \frac{x^n}{n!} f^{(n)}(0) + \dots$$

$$(1+x)^n = 1 + nx + \frac{n(n-1)}{2!}x^2 + \dots + \frac{n(n-1)\dots(n-r+1)}{r!}x^r + \dots \quad (|x| < 1)$$

$$e^x = 1 + x + \frac{x^2}{2!} + \frac{x^3}{3!} + \dots + \frac{x^r}{r!} + \dots \quad (\text{all } x)$$

$$\sin x = x - \frac{x^3}{3!} + \frac{x^5}{5!} - \dots + \frac{(-1)^r x^{2r+1}}{(2r+1)!} + \dots \quad (\text{all } x)$$

$$\cos x = 1 - \frac{x^2}{2!} + \frac{x^4}{4!} - \dots + \frac{(-1)^r x^{2r}}{(2r)!} + \dots \quad (\text{all } x)$$

$$\ln(1+x) = x - \frac{x^2}{2} + \frac{x^3}{3} - \dots + \frac{(-1)^{r+1} x^r}{r} + \dots \quad (-1 < x \leq 1)$$

*Trigonometry*

$$\sin(A \pm B) \equiv \sin A \cos B \pm \cos A \sin B$$

$$\cos(A \pm B) \equiv \cos A \cos B \mp \sin A \sin B$$

$$\tan(A \pm B) \equiv \frac{\tan A \pm \tan B}{1 \mp \tan A \tan B}$$

$$\sin 3A \equiv 3 \sin A - 4 \sin^3 A$$

$$\cos 3A \equiv 4 \cos^3 A - 3 \cos A$$

$$\sin P + \sin Q \equiv 2 \sin \frac{1}{2}(P+Q) \cos \frac{1}{2}(P-Q)$$

$$\sin P - \sin Q \equiv 2 \cos \frac{1}{2}(P+Q) \sin \frac{1}{2}(P-Q)$$

$$\cos P + \cos Q \equiv 2 \cos \frac{1}{2}(P+Q) \cos \frac{1}{2}(P-Q)$$

$$\cos P - \cos Q \equiv -2 \sin \frac{1}{2}(P+Q) \sin \frac{1}{2}(P-Q)$$

If  $t = \tan \frac{1}{2}x$  then:

$$\sin x = \frac{2t}{1+t^2} \quad \text{and} \quad \cos x = \frac{1-t^2}{1+t^2}$$

Principal values:

$$-\frac{1}{2}\pi \leq \sin^{-1} x \leq \frac{1}{2}\pi \quad (|x| \leq 1)$$

$$0 \leq \cos^{-1} x \leq \pi \quad (|x| \leq 1)$$

$$-\frac{1}{2}\pi < \tan^{-1} x < \frac{1}{2}\pi$$

*Integrals*(Arbitrary constants are omitted;  $a$  denotes a positive constant.)

$f(x)$	$\int f(x) \, dx$	
$\frac{1}{x^2 + a^2}$	$\frac{1}{a} \tan^{-1}\left(\frac{x}{a}\right)$	
$\frac{1}{\sqrt{a^2 - x^2}}$	$\sin^{-1}\left(\frac{x}{a}\right)$	$( x  < a)$
$\frac{1}{x^2 - a^2}$	$\frac{1}{2a} \ln\left(\frac{x-a}{x+a}\right)$	$(x > a)$
$\frac{1}{a^2 - x^2}$	$\frac{1}{2a} \ln\left(\frac{a+x}{a-x}\right)$	$( x  < a)$
$\sec x$	$\ln(\sec x + \tan x)$	$( x  < \frac{1}{2}\pi)$

*Numerical methods*

Trapezium rule:

$$\int_a^b f(x) \, dx \approx \frac{1}{2}h\{y_0 + 2(y_1 + y_2 + \dots + y_{n-1}) + y_n\}, \text{ where } h = \frac{b-a}{n}$$

The Newton-Raphson iteration for approximating a root of  $f(x) = 0$ :

$$x_{r+1} = x_r - \frac{f(x_r)}{f'(x_r)}$$

*Vectors*The point dividing  $AB$  in the ratio  $\lambda : \mu$  has position vector  $\frac{\mu\mathbf{a} + \lambda\mathbf{b}}{\lambda + \mu}$

**MECHANICS***Centres of mass of uniform bodies*

Triangular lamina:  $\frac{2}{3}$  along median from vertex

Solid hemisphere of radius  $r$ :  $\frac{3}{8}r$  from centre

Hemispherical shell of radius  $r$ :  $\frac{1}{2}r$  from centre

Circular arc of radius  $r$  and angle  $2\alpha$ :  $\frac{r \sin \alpha}{\alpha}$  from centre

Circular sector of radius  $r$  and angle  $2\alpha$ :  $\frac{2r \sin \alpha}{3\alpha}$  from centre

Solid cone or pyramid of height  $h$ :  $\frac{3}{4}h$  from vertex

*Moments of inertia for uniform bodies of mass  $m$* 

Thin rod, length  $2l$ , about perpendicular axis through centre:  $\frac{1}{3}ml^2$

Rectangular lamina, sides  $2a$  and  $2b$ , about perpendicular axis through centre:  $\frac{1}{3}m(a^2 + b^2)$

Disc or solid cylinder of radius  $r$  about axis:  $\frac{1}{2}mr^2$

Solid sphere of radius  $r$  about a diameter:  $\frac{2}{5}mr^2$

Spherical shell of radius  $r$  about a diameter:  $\frac{2}{3}mr^2$

**PROBABILITY AND STATISTICS***Sampling and testing*

Unbiased variance estimate from a single sample:

$$s^2 = \frac{1}{n-1} \left( \Sigma x^2 - \frac{(\Sigma x)^2}{n} \right) = \frac{1}{n-1} \Sigma (x - \bar{x})^2$$

Two-sample estimate of a common variance:

$$s^2 = \frac{\Sigma (x_1 - \bar{x}_1)^2 + \Sigma (x_2 - \bar{x}_2)^2}{n_1 + n_2 - 2}$$

*Regression and correlation*

Estimated product moment correlation coefficient:

$$r = \frac{\Sigma (x - \bar{x})(y - \bar{y})}{\sqrt{\{\Sigma (x - \bar{x})^2\} \{\Sigma (y - \bar{y})^2\}}} = \frac{\Sigma xy - \frac{\Sigma x \Sigma y}{n}}{\sqrt{\left( \Sigma x^2 - \frac{(\Sigma x)^2}{n} \right) \left( \Sigma y^2 - \frac{(\Sigma y)^2}{n} \right)}}$$

Estimated regression line of  $y$  on  $x$ :

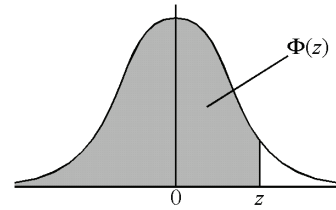
$$y - \bar{y} = b(x - \bar{x}), \quad \text{where } b = \frac{\Sigma (x - \bar{x})(y - \bar{y})}{\Sigma (x - \bar{x})^2}$$

### THE NORMAL DISTRIBUTION FUNCTION

If  $Z$  has a normal distribution with mean 0 and variance 1 then, for each value of  $z$ , the table gives the value of  $\Phi(z)$ , where

$$\Phi(z) = P(Z \leq z).$$

For negative values of  $z$  use  $\Phi(-z) = 1 - \Phi(z)$ .



z	0 1 2 3 4 5 6 7 8 9										1 2 3 4 5 6 7 8 9								
											ADD								
0.0	0.5000	0.5040	0.5080	0.5120	0.5160	0.5199	0.5239	0.5279	0.5319	0.5359	4	8	12	16	20	24	28	32	36
0.1	0.5398	0.5438	0.5478	0.5517	0.5557	0.5596	0.5636	0.5675	0.5714	0.5753	4	8	12	16	20	24	28	32	36
0.2	0.5793	0.5832	0.5871	0.5910	0.5948	0.5987	0.6026	0.6064	0.6103	0.6141	4	8	12	15	19	23	27	31	35
0.3	0.6179	0.6217	0.6255	0.6293	0.6331	0.6368	0.6406	0.6443	0.6480	0.6517	4	7	11	15	19	22	26	30	34
0.4	0.6554	0.6591	0.6628	0.6664	0.6700	0.6736	0.6772	0.6808	0.6844	0.6879	4	7	11	14	18	22	25	29	32
0.5	0.6915	0.6950	0.6985	0.7019	0.7054	0.7088	0.7123	0.7157	0.7190	0.7224	3	7	10	14	17	20	24	27	31
0.6	0.7257	0.7291	0.7324	0.7357	0.7389	0.7422	0.7454	0.7486	0.7517	0.7549	3	7	10	13	16	19	23	26	29
0.7	0.7580	0.7611	0.7642	0.7673	0.7704	0.7734	0.7764	0.7794	0.7823	0.7852	3	6	9	12	15	18	21	24	27
0.8	0.7881	0.7910	0.7939	0.7967	0.7995	0.8023	0.8051	0.8078	0.8106	0.8133	3	5	8	11	14	16	19	22	25
0.9	0.8159	0.8186	0.8212	0.8238	0.8264	0.8289	0.8315	0.8340	0.8365	0.8389	3	5	8	10	13	15	18	20	23
1.0	0.8413	0.8438	0.8461	0.8485	0.8508	0.8531	0.8554	0.8577	0.8599	0.8621	2	5	7	9	12	14	16	19	21
1.1	0.8643	0.8665	0.8686	0.8708	0.8729	0.8749	0.8770	0.8790	0.8810	0.8830	2	4	6	8	10	12	14	16	18
1.2	0.8849	0.8869	0.8888	0.8907	0.8925	0.8944	0.8962	0.8980	0.8997	0.9015	2	4	6	7	9	11	13	15	17
1.3	0.9032	0.9049	0.9066	0.9082	0.9099	0.9115	0.9131	0.9147	0.9162	0.9177	2	3	5	6	8	10	11	13	14
1.4	0.9192	0.9207	0.9222	0.9236	0.9251	0.9265	0.9279	0.9292	0.9306	0.9319	1	3	4	6	7	8	10	11	13
1.5	0.9332	0.9345	0.9357	0.9370	0.9382	0.9394	0.9406	0.9418	0.9429	0.9441	1	2	4	5	6	7	8	10	11
1.6	0.9452	0.9463	0.9474	0.9484	0.9495	0.9505	0.9515	0.9525	0.9535	0.9545	1	2	3	4	5	6	7	8	9
1.7	0.9554	0.9564	0.9573	0.9582	0.9591	0.9599	0.9608	0.9616	0.9625	0.9633	1	2	3	4	4	5	6	7	8
1.8	0.9641	0.9649	0.9656	0.9664	0.9671	0.9678	0.9686	0.9693	0.9699	0.9706	1	1	2	3	4	4	5	6	6
1.9	0.9713	0.9719	0.9726	0.9732	0.9738	0.9744	0.9750	0.9756	0.9761	0.9767	1	1	2	2	3	4	4	5	5
2.0	0.9772	0.9778	0.9783	0.9788	0.9793	0.9798	0.9803	0.9808	0.9812	0.9817	0	1	1	2	2	3	3	4	4
2.1	0.9821	0.9826	0.9830	0.9834	0.9838	0.9842	0.9846	0.9850	0.9854	0.9857	0	1	1	2	2	2	3	3	4
2.2	0.9861	0.9864	0.9868	0.9871	0.9875	0.9878	0.9881	0.9884	0.9887	0.9890	0	1	1	1	2	2	2	3	3
2.3	0.9893	0.9896	0.9898	0.9901	0.9904	0.9906	0.9909	0.9911	0.9913	0.9916	0	1	1	1	1	2	2	2	2
2.4	0.9918	0.9920	0.9922	0.9925	0.9927	0.9929	0.9931	0.9932	0.9934	0.9936	0	0	1	1	1	1	1	2	2
2.5	0.9938	0.9940	0.9941	0.9943	0.9945	0.9946	0.9948	0.9949	0.9951	0.9952	0	0	0	1	1	1	1	1	1
2.6	0.9953	0.9955	0.9956	0.9957	0.9959	0.9960	0.9961	0.9962	0.9963	0.9964	0	0	0	0	1	1	1	1	1
2.7	0.9965	0.9966	0.9967	0.9968	0.9969	0.9970	0.9971	0.9972	0.9973	0.9974	0	0	0	0	0	1	1	1	1
2.8	0.9974	0.9975	0.9976	0.9977	0.9977	0.9978	0.9979	0.9979	0.9980	0.9981	0	0	0	0	0	0	0	1	1
2.9	0.9981	0.9982	0.9982	0.9983	0.9984	0.9984	0.9985	0.9985	0.9986	0.9986	0	0	0	0	0	0	0	0	0

### Critical values for the normal distribution

If  $Z$  has a normal distribution with mean 0 and variance 1 then, for each value of  $p$ , the table gives the value of  $z$  such that

$$P(Z \leq z) = p.$$

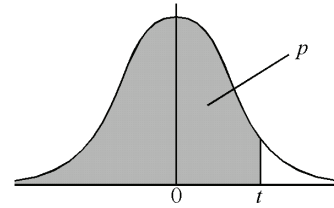
$p$	0.75	0.90	0.95	0.975	0.99	0.995	0.9975	0.999	0.9995
$z$	0.674	1.282	1.645	1.960	2.326	2.576	2.807	3.090	3.291



### CRITICAL VALUES FOR THE $t$ -DISTRIBUTION

If  $T$  has a  $t$ -distribution with  $\nu$  degrees of freedom then, for each pair of values of  $p$  and  $\nu$ , the table gives the value of  $t$  such that

$$P(T \leq t) = p.$$

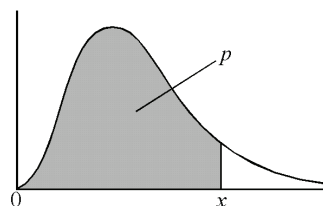


$p$	0.75	0.90	0.95	0.975	0.99	0.995	0.9975	0.999	0.9995
$\nu=1$	1.000	3.078	6.314	12.71	31.82	63.66	127.3	318.3	636.6
2	0.816	1.886	2.920	4.303	6.965	9.925	14.09	22.33	31.60
3	0.765	1.638	2.353	3.182	4.541	5.841	7.453	10.21	12.92
4	0.741	1.533	2.132	2.776	3.747	4.604	5.598	7.173	8.610
5	0.727	1.476	2.015	2.571	3.365	4.032	4.773	5.894	6.869
6	0.718	1.440	1.943	2.447	3.143	3.707	4.317	5.208	5.959
7	0.711	1.415	1.895	2.365	2.998	3.499	4.029	4.785	5.408
8	0.706	1.397	1.860	2.306	2.896	3.355	3.833	4.501	5.041
9	0.703	1.383	1.833	2.262	2.821	3.250	3.690	4.297	4.781
10	0.700	1.372	1.812	2.228	2.764	3.169	3.581	4.144	4.587
11	0.697	1.363	1.796	2.201	2.718	3.106	3.497	4.025	4.437
12	0.695	1.356	1.782	2.179	2.681	3.055	3.428	3.930	4.318
13	0.694	1.350	1.771	2.160	2.650	3.012	3.372	3.852	4.221
14	0.692	1.345	1.761	2.145	2.624	2.977	3.326	3.787	4.140
15	0.691	1.341	1.753	2.131	2.602	2.947	3.286	3.733	4.073
16	0.690	1.337	1.746	2.120	2.583	2.921	3.252	3.686	4.015
17	0.689	1.333	1.740	2.110	2.567	2.898	3.222	3.646	3.965
18	0.688	1.330	1.734	2.101	2.552	2.878	3.197	3.610	3.922
19	0.688	1.328	1.729	2.093	2.539	2.861	3.174	3.579	3.883
20	0.687	1.325	1.725	2.086	2.528	2.845	3.153	3.552	3.850
21	0.686	1.323	1.721	2.080	2.518	2.831	3.135	3.527	3.819
22	0.686	1.321	1.717	2.074	2.508	2.819	3.119	3.505	3.792
23	0.685	1.319	1.714	2.069	2.500	2.807	3.104	3.485	3.768
24	0.685	1.318	1.711	2.064	2.492	2.797	3.091	3.467	3.745
25	0.684	1.316	1.708	2.060	2.485	2.787	3.078	3.450	3.725
26	0.684	1.315	1.706	2.056	2.479	2.779	3.067	3.435	3.707
27	0.684	1.314	1.703	2.052	2.473	2.771	3.057	3.421	3.689
28	0.683	1.313	1.701	2.048	2.467	2.763	3.047	3.408	3.674
29	0.683	1.311	1.699	2.045	2.462	2.756	3.038	3.396	3.660
30	0.683	1.310	1.697	2.042	2.457	2.750	3.030	3.385	3.646
40	0.681	1.303	1.684	2.021	2.423	2.704	2.971	3.307	3.551
60	0.679	1.296	1.671	2.000	2.390	2.660	2.915	3.232	3.460
120	0.677	1.289	1.658	1.980	2.358	2.617	2.860	3.160	3.373
$\infty$	0.674	1.282	1.645	1.960	2.326	2.576	2.807	3.090	3.291

### CRITICAL VALUES FOR THE $\chi^2$ -DISTRIBUTION

If  $X$  has a  $\chi^2$ -distribution with  $\nu$  degrees of freedom then, for each pair of values of  $p$  and  $\nu$ , the table gives the value of  $x$  such that

$$P(X \leq x) = p$$



$p$	0.01	0.025	0.05	0.9	0.95	0.975	0.99	0.995	0.999
$\nu=1$	0.0 <sup>3</sup> 1571	0.0 <sup>3</sup> 9821	0.0 <sup>2</sup> 3932	2.706	3.841	5.024	6.635	7.879	10.83
2	0.02010	0.05064	0.1026	4.605	5.991	7.378	9.210	10.60	13.82
3	0.1148	0.2158	0.3518	6.251	7.815	9.348	11.34	12.84	16.27
4	0.2971	0.4844	0.7107	7.779	9.488	11.14	13.28	14.86	18.47
5	0.5543	0.8312	1.145	9.236	11.07	12.83	15.09	16.75	20.51
6	0.8721	1.237	1.635	10.64	12.59	14.45	16.81	18.55	22.46
7	1.239	1.690	2.167	12.02	14.07	16.01	18.48	20.28	24.32
8	1.647	2.180	2.733	13.36	15.51	17.53	20.09	21.95	26.12
9	2.088	2.700	3.325	14.68	16.92	19.02	21.67	23.59	27.88
10	2.558	3.247	3.940	15.99	18.31	20.48	23.21	25.19	29.59
11	3.053	3.816	4.575	17.28	19.68	21.92	24.73	26.76	31.26
12	3.571	4.404	5.226	18.55	21.03	23.34	26.22	28.30	32.91
13	4.107	5.009	5.892	19.81	22.36	24.74	27.69	29.82	34.53
14	4.660	5.629	6.571	21.06	23.68	26.12	29.14	31.32	36.12
15	5.229	6.262	7.261	22.31	25.00	27.49	30.58	32.80	37.70
16	5.812	6.908	7.962	23.54	26.30	28.85	32.00	34.27	39.25
17	6.408	7.564	8.672	24.77	27.59	30.19	33.41	35.72	40.79
18	7.015	8.231	9.390	25.99	28.87	31.53	34.81	37.16	42.31
19	7.633	8.907	10.12	27.20	30.14	32.85	36.19	38.58	43.82
20	8.260	9.591	10.85	28.41	31.41	34.17	37.57	40.00	45.31
21	8.897	10.28	11.59	29.62	32.67	35.48	38.93	41.40	46.80
22	9.542	10.98	12.34	30.81	33.92	36.78	40.29	42.80	48.27
23	10.20	11.69	13.09	32.01	35.17	38.08	41.64	44.18	49.73
24	10.86	12.40	13.85	33.20	36.42	39.36	42.98	45.56	51.18
25	11.52	13.12	14.61	34.38	37.65	40.65	44.31	46.93	52.62
30	14.95	16.79	18.49	40.26	43.77	46.98	50.89	53.67	59.70
40	22.16	24.43	26.51	51.81	55.76	59.34	63.69	66.77	73.40
50	29.71	32.36	34.76	63.17	67.50	71.42	76.15	79.49	86.66
60	37.48	40.48	43.19	74.40	79.08	83.30	88.38	91.95	99.61
70	45.44	48.76	51.74	85.53	90.53	95.02	100.4	104.2	112.3
80	53.54	57.15	60.39	96.58	101.9	106.6	112.3	116.3	124.8
90	61.75	65.65	69.13	107.6	113.1	118.1	124.1	128.3	137.2
100	70.06	74.22	77.93	118.5	124.3	129.6	135.8	140.2	149.4

**CRITICAL VALUES FOR THE PRODUCT MOMENT CORRELATION COEFFICIENT**

One-tail Two-tail	Significance level			
	5% 10%	2.5% 5%	1% 2%	0.5% 1%
$n = 3$	0.988	0.997		
4	0.900	0.950	0.980	0.990
5	0.805	0.878	0.934	0.959
6	0.729	0.811	0.882	0.917
7	0.669	0.754	0.833	0.875
8	0.621	0.707	0.789	0.834
9	0.582	0.666	0.750	0.798
10	0.549	0.632	0.715	0.765
11	0.521	0.602	0.685	0.735
12	0.497	0.576	0.658	0.708
13	0.476	0.553	0.634	0.684
14	0.458	0.532	0.612	0.661
15	0.441	0.514	0.592	0.641
16	0.426	0.497	0.574	0.623
17	0.412	0.482	0.558	0.606
18	0.400	0.468	0.543	0.590
19	0.389	0.456	0.529	0.575
20	0.378	0.444	0.516	0.561
25	0.337	0.396	0.462	0.505
30	0.306	0.361	0.423	0.463
35	0.283	0.334	0.392	0.430
40	0.264	0.312	0.367	0.403
45	0.248	0.294	0.346	0.380
50	0.235	0.279	0.328	0.361
60	0.214	0.254	0.300	0.330
70	0.198	0.235	0.278	0.306
80	0.185	0.220	0.260	0.286
90	0.174	0.207	0.245	0.270
100	0.165	0.197	0.232	0.256

## 7. Mathematical notation

The list which follows summarises the notation used in Cambridge Mathematics examinations. Although primarily directed towards Advanced/HSC (Principal) level, the list also applies, where relevant, to examinations at Cambridge O Level/SC.

### 1. Set notation

$\in$	is an element of
$\notin$	is not an element of
$\{x_1, x_2, \dots\}$	the set with elements $x_1, x_2, \dots$
$\{x : \dots\}$	the set of all $x$ such that ...
$n(A)$	the number of elements in set $A$
$\emptyset$	the empty set
$\mathcal{E}$	the universal set
$A'$	the complement of the set $A$
$\mathbb{N}$	the set of natural numbers, $\{1, 2, 3, \dots\}$
$\mathbb{Z}$	the set of integers, $\{0, \pm 1, \pm 2, \pm 3, \dots\}$
$\mathbb{Z}^+$	the set of positive integers, $\{1, 2, 3, \dots\}$
$\mathbb{Z}_n$	the set of integers modulo $n$ , $\{0, 1, 2, \dots, n-1\}$
$\mathbb{Q}$	the set of rational numbers, $\left\{\frac{p}{q} : p \in \mathbb{Z}, q \in \mathbb{Z}^+\right\}$
$\mathbb{Q}^+$	the set of positive rational numbers, $\{x \in \mathbb{Q} : x > 0\}$
$\mathbb{Q}_0^+$	set of positive rational numbers and zero, $\{x \in \mathbb{Q} : x \geq 0\}$
$\mathbb{R}$	the set of real numbers
$\mathbb{R}^+$	the set of positive real numbers, $\{x \in \mathbb{R} : x > 0\}$
$\mathbb{R}_0^+$	the set of positive real numbers and zero, $\{x \in \mathbb{R} : x \geq 0\}$
$\mathbb{C}$	the set of complex numbers
$(x, y)$	the ordered pair $x, y$
$A \times B$	the cartesian product of sets $A$ and $B$ , i.e. $A \times B = \{(a, b) : a \in A, b \in B\}$
$\subseteq$	is a subset of
$\subset$	is a proper subset of
$\cup$	union
$\cap$	intersection
$[a, b]$	the closed interval $\{x \in \mathbb{R} : a \leq x \leq b\}$
$[a, b)$	the interval $\{x \in \mathbb{R} : a \leq x < b\}$
$(a, b]$	the interval $\{x \in \mathbb{R} : a < x \leq b\}$
$(a, b)$	the open interval $\{x \in \mathbb{R} : a < x < b\}$
$y R x$	$y$ is related to $x$ by the relation $R$
$y \sim x$	$y$ is equivalent to $x$ , in the context of some equivalence relation

**2. Miscellaneous symbols**

$=$	is equal to
$\neq$	is not equal to
$\equiv$	is identical to or is congruent to
$\approx$	is approximately equal to
$\cong$	is isomorphic to
$\propto$	is proportional to
$<$	is less than
$\leq$	is less than or equal to, is not greater than
$>$	is greater than
$\geq$	is greater than or equal to, is not less than
$\infty$	infinity
$p \wedge q$	$p$ and $q$
$p \vee q$	$p$ or $q$ (or both)
$\sim p$	not $p$
$p \Rightarrow q$	$p$ implies $q$ (if $p$ then $q$ )
$p \Leftarrow q$	$p$ is implied by $q$ (if $q$ then $p$ )
$p \Leftrightarrow q$	$p$ implies and is implied by $q$ ( $p$ is equivalent to $q$ )
$\exists$	there exists
$\forall$	for all

**3. Operations**

$a + b$	$a$ plus $b$
$a - b$	$a$ minus $b$
$a \times b, ab, a.b$	$a$ multiplied by $b$
$a \div b, \frac{a}{b}, a / b$	$a$ divided by $b$
$\sum_{i=1}^n a_i$	$a_1 + a_2 + \dots + a_n$
$\prod_{i=1}^n a_i$	$a_1 \times a_2 \times \dots \times a_n$
$\sqrt{a}$	the positive square root of $a$
$ a $	the modulus of $a$
$n!$	$n$ factorial
$\binom{n}{r}$	the binomial coefficient $\frac{n!}{r!(n-r)!}$ for $n \in \mathbb{Z}^+$ or $\frac{n(n-1)\dots(n-r+1)}{r!}$ for $n \in \mathbb{Q}$

**4. Functions**

$f(x)$	the value of the function $f$ at $x$
$f: A \rightarrow B$	$f$ is a function under which each element of set $A$ has an image in set $B$
$f: x \mapsto y$	the function $f$ maps the element $x$ to the element $y$
$f^{-1}$	the inverse function of the function $f$
$gf$	the composite function of $f$ and $g$ which is defined by $gf(x) = g(f(x))$
$\lim_{x \rightarrow a} f(x)$	the limit of $f(x)$ as $x$ tends to $a$

$\Delta x, \delta x$	an increment of $x$
$\frac{dy}{dx}$	the derivative of $y$ with respect to $x$
$\frac{d^n y}{dx^n}$	the $n$ th derivative of $y$ with respect to $x$
$f'(x), f''(x), \dots, f^{(n)}(x)$	the first, second, ..., $n$ th derivatives of $f(x)$ with respect to $x$
$\int y \, dx$	the indefinite integral of $y$ with respect to $x$
$\int_a^b y \, dx$	the definite integral of $y$ with respect to $x$ between the limits $x = a$ and $x = b$
$\frac{\partial V}{\partial x}$	the partial derivative of $V$ with respect to $x$
$\dot{x}, \ddot{x}, \dots$	the first, second, ... derivatives of $x$ with respect to $t$

### 5. Exponential and logarithmic functions

$e$	base of natural logarithms
$e^x, \exp x$	exponential function of $x$
$\log_a x$	logarithm to the base $a$ of $x$
$\ln x, \log_e x$	natural logarithm of $x$
$\lg x, \log_{10} x$	logarithm of $x$ to base 10

### 6. Circular and hyperbolic functions

$\left. \begin{matrix} \sin, \cos, \tan, \\ \operatorname{cosec}, \sec, \cot \end{matrix} \right\}$	the circular functions
$\left. \begin{matrix} \sin^{-1}, \cos^{-1}, \tan^{-1}, \\ \operatorname{cosec}^{-1}, \sec^{-1}, \cot^{-1} \end{matrix} \right\}$	the inverse circular functions
$\left. \begin{matrix} \sinh, \cosh, \tanh, \\ \operatorname{cosech}, \operatorname{sech}, \operatorname{coth} \end{matrix} \right\}$	the hyperbolic functions
$\left. \begin{matrix} \sinh^{-1}, \cosh^{-1}, \tanh^{-1}, \\ \operatorname{cosech}^{-1}, \operatorname{sech}^{-1}, \operatorname{coth}^{-1} \end{matrix} \right\}$	the inverse hyperbolic functions

### 7. Complex numbers

$i$	square root of $-1$
$z$	a complex number, $z = x + iy = r(\cos \theta + i \sin \theta)$
$\operatorname{Re} z$	the real part of $z$ , $\operatorname{Re} z = x$
$\operatorname{Im} z$	the imaginary part of $z$ , $\operatorname{Im} z = y$
$ z $	the modulus of $z$ , $ z  = \sqrt{x^2 + y^2}$
$\arg z$	the argument of $z$ , $\arg z = \theta, -\pi < \theta \leq \pi$
$z^*$	the complex conjugate of $z$ , $x - iy$

### 8. Matrices

$\mathbf{M}$	a matrix $\mathbf{M}$
$\mathbf{M}^{-1}$	the inverse of the matrix $\mathbf{M}$
$\mathbf{M}^T$	the transpose of the matrix $\mathbf{M}$
$\det \mathbf{M}$ or $ \mathbf{M} $	the determinant of the square matrix $\mathbf{M}$

## 9. Vectors

$\mathbf{a}$	the vector $\mathbf{a}$
$\overrightarrow{AB}$	the vector represented in magnitude and direction by the directed line segment $AB$
$\hat{\mathbf{a}}$	a unit vector in the direction of $\mathbf{a}$
$\mathbf{i}, \mathbf{j}, \mathbf{k}$	unit vectors in the directions of the cartesian coordinate axes
$ \mathbf{a} , a$	the magnitude of $\mathbf{a}$
$ \overrightarrow{AB} , AB$	the magnitude of $\overrightarrow{AB}$
$\mathbf{a} \cdot \mathbf{b}$	the scalar product of $\mathbf{a}$ and $\mathbf{b}$
$\mathbf{a} \times \mathbf{b}$	the vector product of $\mathbf{a}$ and $\mathbf{b}$

## 10. Probability and statistics

$A, B, C$ , etc.	events
$A \cup B$	union of the events $A$ and $B$
$A \cap B$	intersection of the events $A$ and $B$
$P(A)$	probability of the event $A$
$A'$	complement of the event $A$
$P(A B)$	probability of the event $A$ conditional on the event $B$
$X, Y, R$ , etc.	random variables
$x, y, r$ , etc.	values of the random variables $X, Y, R$ , etc.
$x_1, x_2, \dots$	observations
$f_1, f_2, \dots$	frequencies with which the observations $x_1, x_2, \dots$ occur
$p(x)$	probability function $P(X=x)$ of the discrete random variable $X$
$p_1, p_2, \dots$	probabilities of the values $x_1, x_2, \dots$ of the discrete random variable $X$
$f(x), g(x), \dots$	the value of the probability density function of a continuous random variable $X$
$F(x), G(x), \dots$	the value of the (cumulative) distribution function $P(X \leq x)$ of a continuous random variable $X$
$E(X)$	expectation of the random variable $X$
$E(g(X))$	expectation of $g(X)$
$\text{Var}(X)$	variance of the random variable $X$
$G(t)$	probability generating function for a random variable which takes the values $0, 1, 2, \dots$
$B(n, p)$	binomial distribution with parameters $n$ and $p$
$\text{Po}(\lambda)$	Poisson distribution with parameter $\lambda$
$N(\mu, \sigma^2)$	normal distribution with mean $\mu$ and variance $\sigma^2$
$\mu$	population mean
$\sigma^2$	population variance
$\sigma$	population standard deviation
$\bar{x}, m$	sample mean
$s^2, \hat{\sigma}^2$	unbiased estimate of population variance from a sample, $s^2 = \frac{1}{n-1} \sum (x_i - \bar{x})^2$
$\phi$	probability density function of the standardised normal variable with distribution $N(0, 1)$
$\Phi$	corresponding cumulative distribution function
$\rho$	product moment correlation coefficient for a population
$r$	product moment correlation coefficient for a sample
$\text{Cov}(X, Y)$	covariance of $X$ and $Y$

---

## 8. Other information

---

### Equality and inclusion

Cambridge International Examinations has taken great care in the preparation of this syllabus and assessment materials to avoid bias of any kind. To comply with the UK Equality Act (2010), Cambridge has designed this qualification with the aim of avoiding direct and indirect discrimination.

The standard assessment arrangements may present unnecessary barriers for candidates with disabilities or learning difficulties. Arrangements can be put in place for these candidates to enable them to access the assessments and receive recognition of their attainment. Access arrangements will not be agreed if they give candidates an unfair advantage over others or if they compromise the standards being assessed.

Candidates who are unable to access the assessment of any component may be eligible to receive an award based on the parts of the assessment they have taken.

Information on access arrangements is found in the *Cambridge Handbook* which can be downloaded from the website [www.cie.org.uk/examsOfficers](http://www.cie.org.uk/examsOfficers)

### Language

This syllabus and the associated assessment materials are available in English only.

### Grading and reporting

Cambridge International A Level results are shown by one of the grades A\*, A, B, C, D or E, indicating the standard achieved, A\* being the highest and E the lowest. 'Ungraded' indicates that the candidate's performance fell short of the standard required for grade E. 'Ungraded' will be reported on the statement of results but not on the certificate. The letters Q (result pending), X (no results) and Y (to be issued) may also appear on the statement of results but not on the certificate.

Cambridge International AS Level results are shown by one of the grades a, b, c, d or e, indicating the standard achieved, 'a' being the highest and 'e' the lowest. 'Ungraded' indicates that the candidate's performance fell short of the standard required for grade 'e'. 'Ungraded' will be reported on the statement of results but not on the certificate. The letters Q (result pending), X (no results) and Y (to be issued) may also appear on the statement of results but not on the certificate.

If a candidate takes a Cambridge International A Level and fails to achieve grade E or higher, a Cambridge International AS Level grade will be awarded if both of the following apply:

- the components taken for the Cambridge International A Level by the candidate in that series included all the components making up a Cambridge International AS Level
- the candidate's performance on these components was sufficient to merit the award of a Cambridge International AS Level grade.

### Entry codes

To maintain the security of our examinations, we produce question papers for different areas of the world, known as 'administrative zones'. Where the component entry code has two digits, the first digit is the component number given in the syllabus. The second digit is the location code, specific to an administrative zone. Information about entry codes for your administrative zone can be found in the *Cambridge Guide to Making Entries*.



Cambridge International Examinations  
1 Hills Road, Cambridge, CB1 2EU, United Kingdom  
Tel: +44 (0)1223 553554 Fax: +44 (0)1223 553558  
Email: [info@cie.org.uk](mailto:info@cie.org.uk) [www.cie.org.uk](http://www.cie.org.uk)

® IGCSE is the registered trademark of Cambridge International Examinations

© Cambridge International Examinations February 2015

