

# Digital Mocks Service

## Accessing reports

This guide explains how to access reports in the Digital Mocks Service application.

### Contents

Digital Mocks Service .....	1
Accessing reports .....	1
Quick reference overview .....	2
Accessing the Digital Mocks Service application .....	3
Selecting centres .....	4
Select a series .....	5
Accessing results reports .....	7
Accessing the source content question paper and mark scheme .....	12
Appendix .....	12

## Quick reference overview

Step 1 – Log in to the **Digital Mocks Service** application.

Step 2 – From the Home page, click on the series you want to view results for.

Step 3 – Click on **Mock exam results**.

Step 4 – Click the mock exam you want to view results for.

Step 5 – You will see a list of all candidates (**Overall results** screen) and their results if available.

Step 6 – Click **Export overall report** to export the overall results in CSV or PDF format.

Step 7 – Click a student's **Candidate number** to view the question-level results.

Step 8 – Click **Export Individual Reports** to export question-level results in CSV or PDF format.

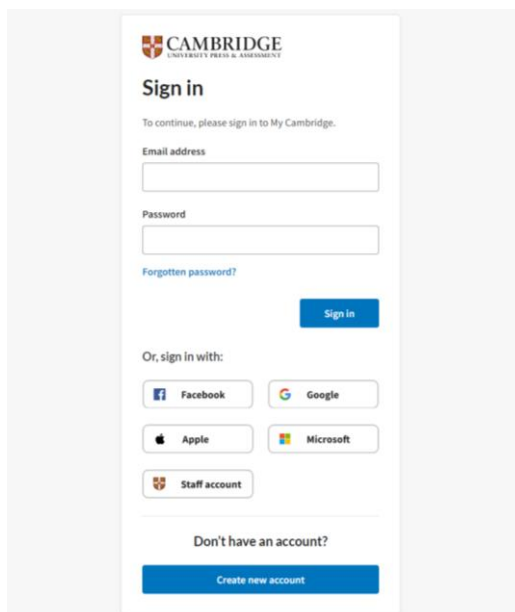
## Accessing the Digital Mocks Service application

*Please note all images shown are examples.*

- You can access reports in the **Digital Mocks Service** application accessed via **My Cambridge**.
- Access **My Cambridge** at <https://sso.cambridge.org/login> and log in to your account using your registered email address and password.

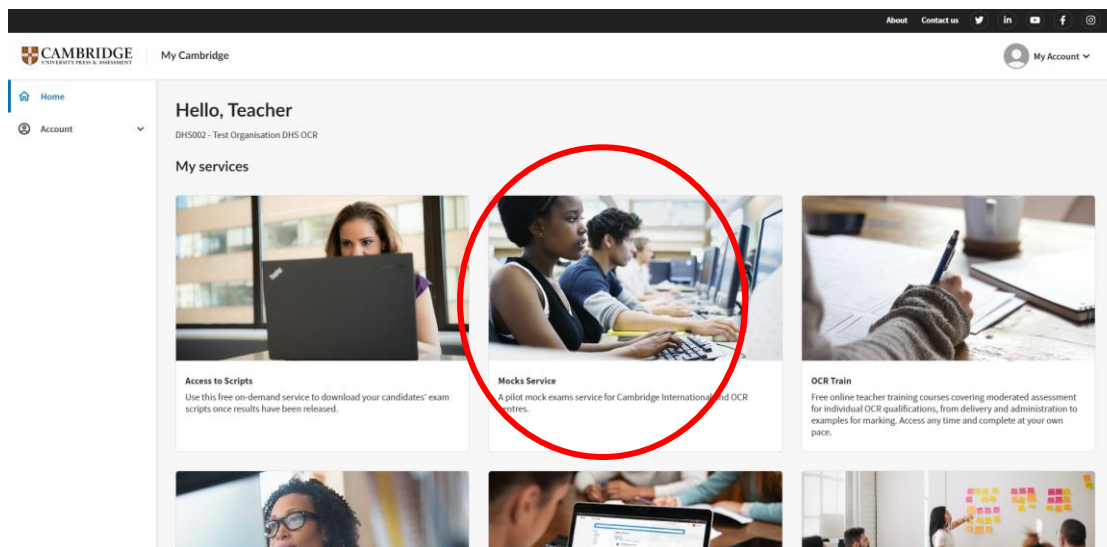
*For centres in China, please refer to the appendix [here](#) for how to access the Digital Mocks Service application.*

- If you are a new My Cambridge user you will have received a separate email from us with details of how to create your account.
- Do not use the 'Create new account' button as it will not be linked to your centre.
- If you have not received an email from us, first check your spam folder and then contact your exams officer.

A screenshot of the 'Sign in' page for My Cambridge. The page features the Cambridge University Press & Assessment logo at the top. Below the logo, the heading 'Sign in' is followed by the instruction 'To continue, please sign in to My Cambridge.' There are two input fields: 'Email address' and 'Password'. A link for 'Forgotten password?' is located below the password field. A blue 'Sign in' button is positioned to the right of the password field. Below this, a section titled 'Or, sign in with:' offers four options: Facebook, Google, Apple, and Microsoft. A 'Staff account' option is also present. At the bottom, a link 'Don't have an account?' is followed by a blue 'Create new account' button.

## Accessing reports (continued)

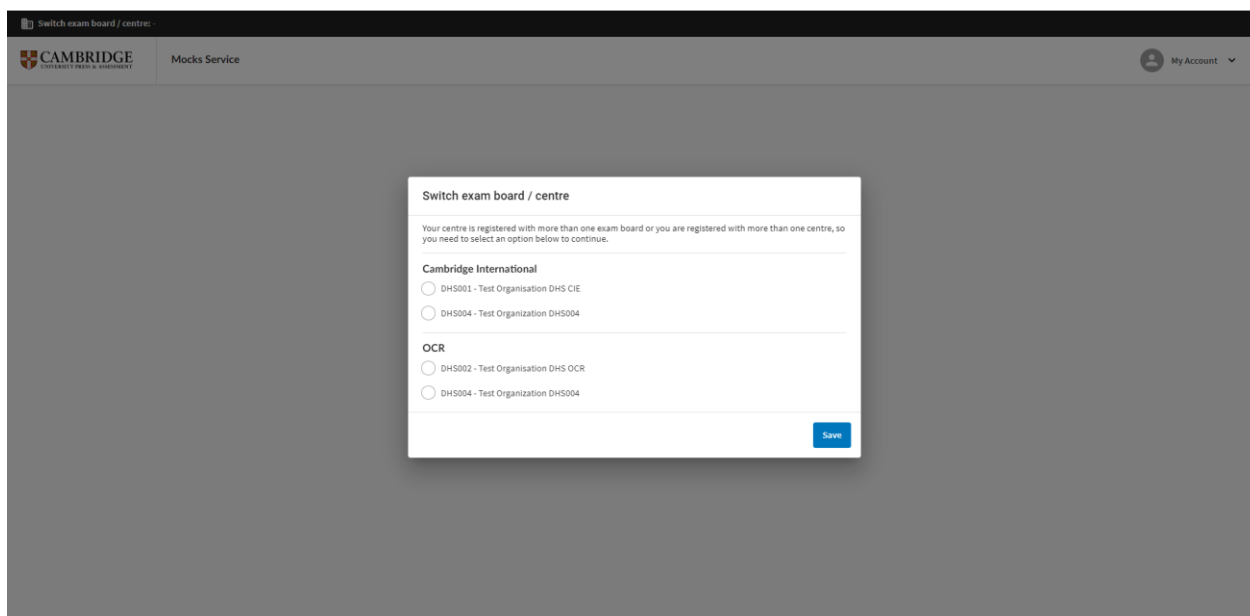
On your **My Cambridge** Home page select the **Mocks Service** tile by clicking on it.



## Selecting centres

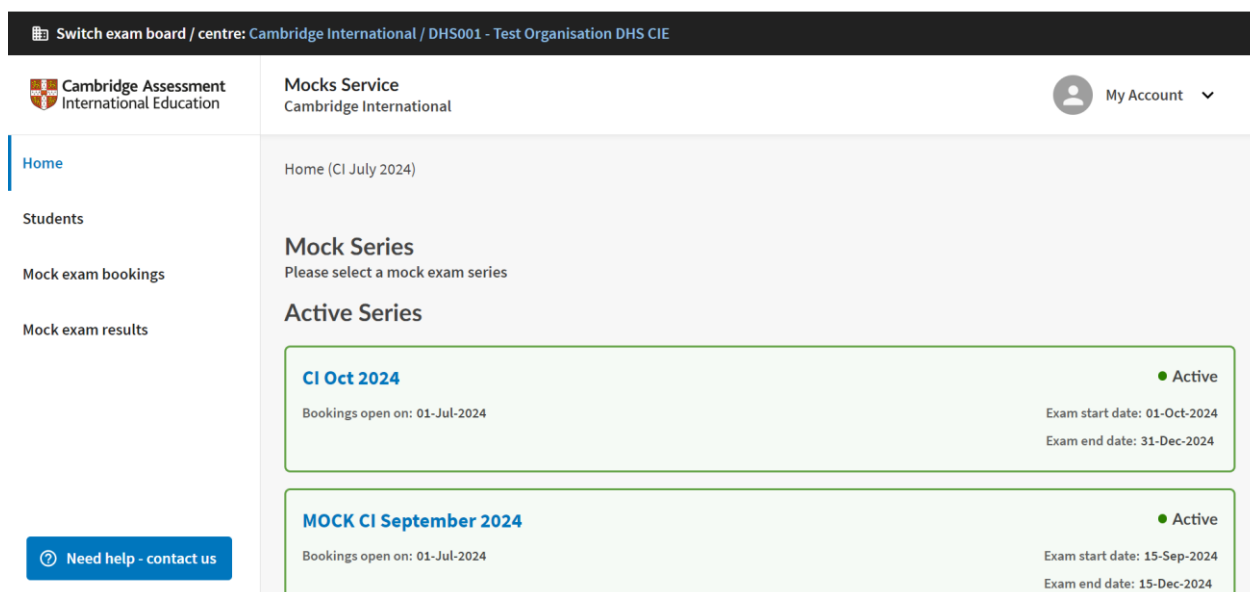
When you click on the **Mocks Service** tile in **My Cambridge** it will open the **Digital Mocks Service** application.

If your centre is registered with more than one exam board or you are registered with more than one centre, you will need to select which centre and exam board you want to book. Click **Save** to continue and open the Home page.



## Accessing reports (continued)

You can switch to a different exam board or centre from the Home page by selecting the centre name in the top-left corner of the screen.



## Select a series

On the Home page you will see the available mock exam series grouped by active and past series. When you select a series it will become blue.

The **Mock exam results** shortcut will be active (no longer greyed out) in the left-hand menu.

To view the results, select **Mock exam results** from the left-hand menu or the **Open mock exam results** next steps button. You will be taken to the **Mock exam results** page.

If results are not available, **Mock exam results** on the side bar menu will remain greyed out.

- If Cambridge examiners will mark the exams, we will release results in the Digital Mocks Service application within 14 days from the end of the session (exam window).
- If the exam will be auto-marked, results will usually be available within hours.

## Accessing reports (continued)

Switch exam board / centre: Cambridge International / DHS003 - Test Organization DHS003

Cambridge Assessment International Education

Mocks Service  
Cambridge International

Home (CI July 2024)

Mock Series  
Please select a mock exam series

Active Series

- MOCK CI September 2024** (Active)
  - Bookings open on: 01-Jul-2024
  - Exam start date: 15-Sep-2024
  - Exam end date: 15-Dec-2024
- CI Oct 2024** (Active)
  - Bookings open on: 01-Jul-2024
  - Exam start date: 01-Aug-2024
  - Exam end date: 31-Dec-2024
- CI July 2024** (Active)
  - Bookings open on: 01-Jul-2024
  - Exam start date: 15-Jul-2024
  - Exam end date: 31-Dec-2024
- UAT Phase 3.3** (Active)
  - Bookings open on: 01-May-2024
  - Exam start date: 01-Jul-2024
  - Exam end date: 30-Dec-2024

On the **Mock exam results** page each row represents a booking for a particular mock exam.

It shows the qualification, the name of the mock exam, the window it was booked in, the number of students in the booking, the number of students with results available and the number with another status.

You can sort any column by clicking on its header (ascending – arrow up, descending – arrow down).

Switch exam board / centre: Cambridge International / DHS003 - Test Organization DHS003

Cambridge Assessment International Education

Mocks Service  
Cambridge International

Home (CI July 2024) > Mock exam results

Mock exam results

Qualification ↑	Mock exam ↑	Mock exam window ↑	Students ↑	Available results ↑	Other status ↑
Cambridge IGCSE	<a href="#">0510 English as a Second Language Paper 1</a>	29-Jul-2024 - 04-Aug-2024	6	0	6
Cambridge IGCSE	<a href="#">0500 Paper First Language English 1</a>	29-Jul-2024 - 04-Aug-2024	5	3	2
Cambridge IGCSE	<a href="#">0500 First Language English Paper 2</a>	29-Jul-2024 - 04-Aug-2024	5	0	5
Cambridge IGCSE	<a href="#">0530 Spanish Paper 1</a>	29-Jul-2024 - 04-Aug-2024	7	0	7
Cambridge IGCSE	<a href="#">0452 Accounting Paper 1</a>	29-Jul-2024 - 04-Aug-2024	5	5	0
Cambridge IGCSE	<a href="#">0500 Paper First Language English 1</a>	19-Aug-2024 - 20-Aug-2024	4	0	4
Cambridge IGCSE	<a href="#">0452 Accounting Paper 1</a>	19-Aug-2024 - 20-Aug-2024	2	0	2

Need help - contact us

## Accessing results reports

### Overall results report

To view the **overall results** for a particular mock exam booking (with results available) click its name in the **Mock exam** column.

You can now view the overall results for all candidates who sat the exam in the particular window. This includes total mark achieved and total percentage mark.

The screenshot shows the Cambridge Assessment International Education Mocks Service interface. The top navigation bar includes 'Switch exam board / centre: Cambridge International / DHS003 - Test Organization DHS003'. The left sidebar has links for 'Home', 'Students', 'Mock exam bookings', and 'Mock exam results'. The main content area displays the 'Overall results' for '0452 Accounting Paper 1' (Cambridge IGCSE) for the period '29-Jul-2024 - 04-Aug-2024'. A table lists candidates with columns for 'Candidate no.', 'Name', 'Attempt status', 'Mark achieved', and '% achieved'. Two candidates are listed: Kaylani Colby (6/35, 17%) and Navneet Adam (9/35, 26%), both with 'Marked' status. An 'Export overall report' button is visible in the top right, with a dropdown menu showing 'Overall report CSV' and 'Overall report PDF'.

Candidate no. ↑	Name ↑	Attempt status ↑	Mark achieved ↑	% achieved ↑
0002	Kaylani Colby	Marked	6 / 35	17%
0001	Navneet Adam	Marked	9 / 35	26%

The **Attempt status** of a mock exam can be:

- **Pending** – the mock exam has not yet been completed in RM Assessment Master.
- **Marking** – the mock exam has been completed in RM Assessment Master and marking is in progress.
- **Marked** – marking is complete and the results are available to view.

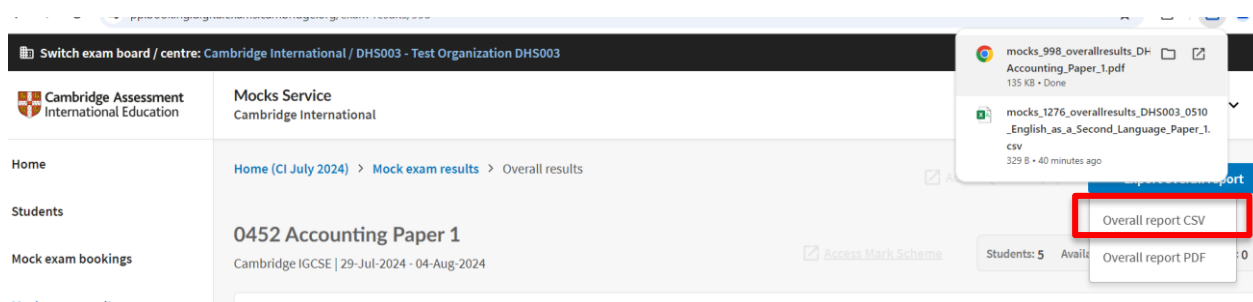
The results can be viewed on screen; alternatively, you can download a CSV or PDF report of the overall results.

- To download the overall results report, click **Export overall report**.
- Select either CSV or PDF format.

Depending on the settings in your browser, the PDF or CSV files generated will be downloaded to your default download location.

You can then open them in the default applications for these file formats.

## Accessing reports (continued)



The filename of the PDF or CSV files generated is an amalgamation of the following:

- **mocks** – prefix indicating a mocks results report
- **booking ID** – the booking ID the report relates to, allowing you to correlate back to the original booking
- **overall results** – the type of report
- **centre number** – your centre number
- **mock exam name** – the mock exam name.

Here is an example of the overall results report for the mock exam booking in PDF format.

The report lists each student with the marks achieved out of marks available and the percentage mark they achieved for the exam.



CI July 2024 series

Mock exam name: 0452 Accounting Paper 1  
Source: November 2023  
Marking type: Auto marked  
Mock exam window: 29 Jul 2024 - 04 Aug 2024

Candidate no.	Name	Attempt status	Marks achieved	% achieved
0002	Kaylani Colby	Marked	6/35	17%
0001	Navneet Adam	Marked	9/35	26%
0005	Sarala Smalls	Marked	8/35	23%
0004	Suriya Head	Marked	10/35	29%
0003	Sydnee Booker	Marked	9/35	26%



## Question level results report

To access the question level results report for each student, click the candidate number on the **Overall results** page.

The screenshot shows the 'Overall results' page for a student. The breadcrumb trail is 'Home (CI July 2024) > Mock exam results > Overall results'. The page title is '0452 Accounting Paper 1'. Below the title, it says 'Cambridge IGCSE | 29-Jul-2024 - 04-Aug-2024'. There are two buttons: 'Access Question paper' and 'Export overall report'. A table lists students with columns: Candidate no., Name, Attempt status, Mark achieved, and % achieved. The student '0002' is highlighted with a red box.

Candidate no.	Name	Attempt status	Mark achieved	% achieved
0002	Kaylani Colby	Marked	6 / 35	17%
0001	Navneet Adam	Marked	9 / 35	26%

For the student selected, the **Question level results** screen shows a breakdown of marks for each question in their mock exam. The data shown here may differ depending on the exam type.

In the example below for a multiple-choice test, you will see the question number, the student answer, the correct response and the marks achieved out of marks available.

You can export the question level results in CSV or PDF format. Select the **Export Individual Reports** button in the top-right corner and then choose the CSV or PDF option.

The screenshot shows the 'Question level results' page for a student. The breadcrumb trail is 'Home (CI July 2024) > Mock exam results > Overall results > Question level results'. The page title is '0034 - Joss Stacy'. Below the title, it says 'Cambridge IGCSE | 0452 Accounting Paper 1 | 01-Oct-2024 - 23-Oct-2024'. There are two buttons: 'Access Question paper' and 'Export Individual Reports'. A dropdown menu is open under 'Export Individual Reports', showing 'Individual report CSV' and 'Individual report PDF'. A table lists questions with columns: Question No., Topics, Student answer, Correct answer, and Mark achieved. The 'Student answer' column is highlighted with a red box.

Question No.	Topics	Student answer	Correct answer	Mark achieved
Q1	The fundamentals of accounting	A	C	0 / 1
Q2	The fundamentals of accounting	D	D	1 / 1
Q3	Sources and recording of data	A	B	0 / 1
Q4	Sources and recording of data	B	B	1 / 1
Q5	Sources and recording of data	B	A	0 / 1
Q6	Sources and recording of data	D	D	1 / 1
Q7	Sources and recording of data	D	B	0 / 1

**Note:** The student's response is displayed if it is in plain text or is a multiple-choice question. Responses to other question types cannot be presented on the question level results page.

In this case, you will see **Click here to view student response**. Click the link and the student's response will open in a new browser tab in RM Assessment Master.

Once you have viewed the student's response you can close the browser tab.

Where the student's responses cannot be presented on the question level results page they will not show in the PDF or CSV file exports either. Instead, you will see:

**For this question the student response cannot be displayed in the Student response column.**

The exported question level results report for each student lists the question number, the response given for each question, the marks achieved and the marks available.

There are three types of report depending on the exam taken.

### Standard report




CI July 2024 series

**Candidate Id:** 0045  
**Student name:** Magnolia Coleman  
**Marks achieved:** 17 / 40 - 43%

Mock exam: 0530 Spanish Paper 1  
Source: November 2023  
Marking type: Auto marked  
Mock exam window: 01 Oct 2024 - 23 Oct 2024

Question	Student response	Marks achieved	Marks available
Q23	A	0	1
Q24	A	1	1
Q25	B	0	1
Q26	C	0	1
Q27	A	0	1
Q28	C	1	1

## Multiple-choice report with topics



Cambridge Assessment  
International Education

CI July 2024 series

Candidate Id: 0034

Student name: Joss Stacy

Marks achieved: 29 / 35 - 83%

Mock exam: 0452 Accounting Paper 1


Source: November 2023

Marking type: Auto marked

Mock exam window: 01 Oct 2024 - 23 Oct 2024

Question	Topic	Student answer	Correct answer	Marks achieved
Q1	The fundamentals of accounting	A	C	0/1
Q2	The fundamentals of accounting	D	D	1/1
Q3	Sources and recording of data	A	B	0/1
Q4	Sources and recording of data	B	B	1/1
Q5	Sources and recording of data	B	A	0/1

## Standard report with marking strands



Cambridge Assessment

International Education

CI July 2024 series

Candidate Id: 0070

Student name: Alanis Hampson

Marks achieved: 80 / 80 - 100%

Mock exam: 0500 First Language English Paper 2

Source: November 2023

Marking type: Examiner marked

Mock exam window: 01 Oct 2024 - 23 Oct 2024

Question	Student response	Marking strands	Marks achieved	Marks available
1	For this question the student response cannot be displayed	Question 1 Writing: 25 of 25 Question 1 Content: 15 of 15	40	40
4	For this question the student response cannot be displayed	Content: 16 of 16 Style: 24 of 24	40	40

## Accessing the source content question paper and mark scheme

You can view and download the original paper-based question paper and mark scheme from the 'Overall results' or 'Question level results' pages for each mock exam booked.

To do this, click the **Access Question paper** and **Access Mark Scheme** links on either page.

The question paper or mark scheme will open in a browser tab and you can download it in PDF format.

The screenshot displays the Cambridge Assessment Mocks Service interface. The top navigation bar includes a 'Switch exam board / centre' dropdown set to 'Cambridge International / DHS001 - Test Organisation DHS CIE'. The left sidebar contains links for 'Home', 'Students', 'Mock exam bookings', and 'Mock exam results' (which is highlighted). The main content area shows the 'Mocks Service' header and a breadcrumb trail: 'Home (CI July 2024) > Mock exam results > Overall results'. Below this, the exam title '0510 English as a Second Language Paper 1' is displayed, along with the dates 'Cambridge IGCSE | 15-Sep-2024 - 27-Sep-2024'. Two links are highlighted with red boxes: 'Access Question paper' and 'Access Mark Scheme'. To the right of these links is a button labeled 'Export overall report'. Below the links, a summary bar shows 'Students: 5', 'Available results: 4', and 'Other status: 1'. At the bottom, a table header is visible with columns: 'Candidate no. ↑', 'Name ↑', 'Attempt status ↑', 'Mark achieved ↑', and '% achieved ↑'.

## Appendix

### Instructions for centres in China only

#### Accessing the Digital Mocks Service application

You can access reports in the **Digital Mocks Service** application directly at:  
<https://booking.digitalexams.cambridge.org>

*Please note this URL is only applicable for centres in China.*

Step 1 – Log in to the **Digital Mocks Service** application.

Step 2 – From the Home page, click on the series you want to view results for.

Step 3 – Click on **Mock exam results**.

Step 4 – Click the mock exam you want to view results for.

Step 5 – You will see a list of all candidates (**Overall results** screen) and their results if available.

Step 6 – Click **Export overall report** to export the overall results in CSV or PDF format.

Step 7 – Click a student's **Candidate number** to view the question-level results.

Step 8 – Click **Export Individual Reports** to export question-level results in CSV or PDF format

## Contact us

If you have any questions, email [info@cambridgeinternational.org](mailto:info@cambridgeinternational.org) with 'Digital Mocks Service' in the subject line or call +44 1223 553554. Our Customer Support team is available 24 hours a day, 6 days a week, Sunday to Friday.

© Cambridge University Press & Assessment 2025

We are committed to making our documents accessible in accordance with the WCAG 2.2 Standard. We are always looking to improve the accessibility of our documents. If you find any problems or think we are not meeting accessibility requirements, contact us at [info@cambridgeinternational.org](mailto:info@cambridgeinternational.org) with the subject heading: Digital accessibility. If you need this document in a different format, contact us and supply your name, email address and requirements and we will respond within 15 working days.