

CANDIDATE
NAME

--

CENTRE
NUMBER

--	--	--	--	--

CANDIDATE
NUMBER

--	--	--	--

0445/03

For examination from 2028

1 hour

You must answer on the question paper.

No additional materials are needed.

- Answer **all** questions.
- Use a black or dark blue pen. You may use an HB pencil for any diagrams or graphs.
- Write your name, centre number and candidate number in the boxes at the top of the page.
- Write your answer to each question in the space provided.
- Do **not** use an erasable pen. Do **not** use correction fluid or tape.
- Do **not** write on any bar codes.
- You may use a calculator.

- The total mark for this paper is 50.
- The number of marks for each question or part question is shown in brackets [].
- All dimensions are in millimetres unless otherwise stated.

This document has **10** pages.

Section A

- 1 Figure 1.1 shows a 'single use' polystyrene spoon that is thrown away after one use.



Figure 1.1

- (a) Name **one** suitable alternative material for the spoon shown in Figure 1.1 that would reduce the environmental impact of this product.

..... [1]

- (b) Give **one** reason why your answer in 1(a) is a suitable alternative material.

.....

..... [1]

- 2 Figure 2.1 shows a stock form of metal.



Figure 2.1

- (a) Name the stock form of metal shown in Figure 2.1.

..... [1]

- (b) Give **two** reasons why designers select materials that are available in stock forms.

1

.....

2

.....

[2]

- 3 Explain what is meant by the term composite material.

.....

.....

..... [2]

- 4 Figure 4.1 shows a drawing of a cabinet.

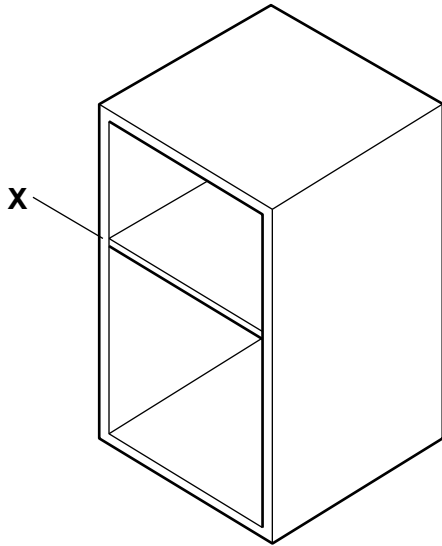


Figure 4.1

- (a) Name a suitable manufactured board that could be used to produce the cabinet shown in Figure 4.1.

..... [1]

- (b) Use sketches and notes to show **two** different methods that could be used to **temporarily** join the parts labelled at **X** in Figure 4.1.

method 1

method 2

5 State **two** ways designers could collaborate when working remotely to develop new products.

- 1
-
- 2
-
- [2]

6 (a) Explain what is meant by the term 'smart material'.

-
-
- [2]

(b) Circle the smart material from the list.

duralumin **PVC** **copper** **SMA** **MDF** [1]

7 Surface finishes are often applied to products to improve the aesthetics.

Give **two** other reasons why surface finishes are applied to products.

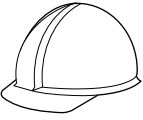


- 1
-
- 2
-
- [2]

8 Give **two** alternatives to throwing products away at the end of their useful life.

- 1
- 2
- [2]

- 9 Complete Table 9.1 by naming a suitable material for each product.

Table 9.1

product	suitable material
 polymer hard hat
 metal drinks can
 hardwood bench

[3]

- 10 Circle the correct property from the list to complete the sentence.

Tempering ferrous alloys, such as steel or cast iron, increases the of the metal.

hardness toughness softness brittleness

[1]

Section B

- 11 Figure 11.1 show details of a child's stool. The stool is manufactured in two parts from sheet material.

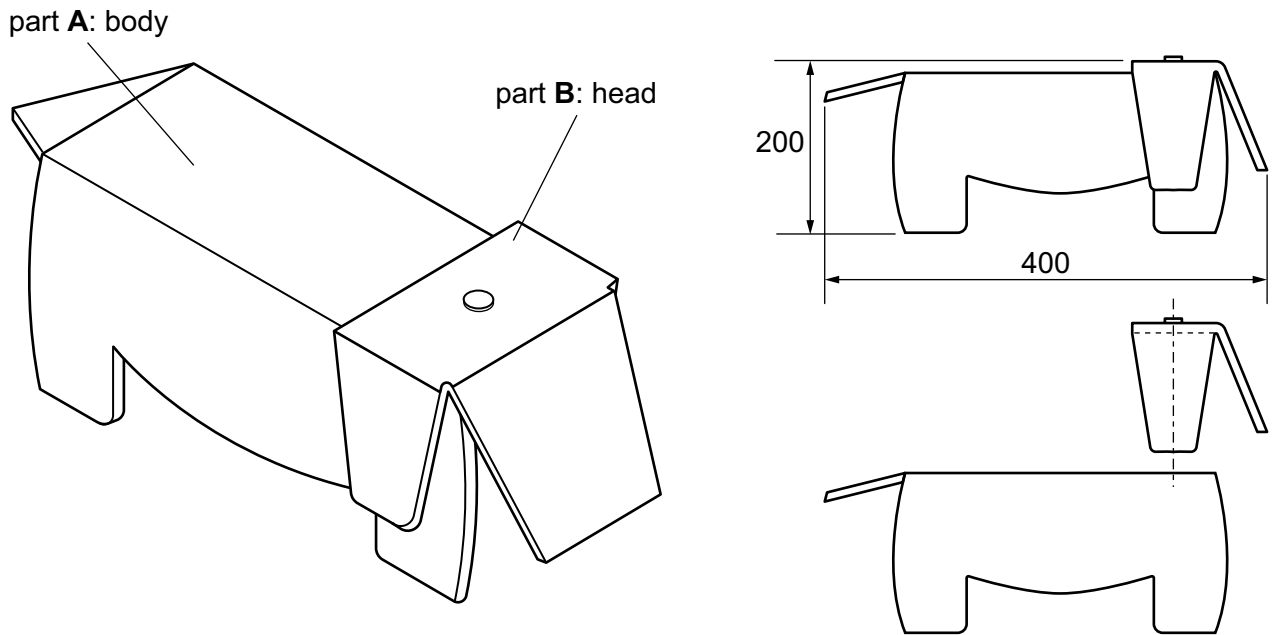


Figure 11.1

- (a) (i) Give **one** way in which artificial intelligence (AI) could be used to help with designing the child's stool.

.....
 [1]

- (ii) Hand tools are used to make a model of the child's stool shown in Figure 11.1.

Explain why using computer-aided design and computer-aided manufacture (CAD/CAM) to make the model for this design would be better than using hand tools.

.....

 [2]

- (b) (i) Name a suitable sheet material for the manufacture of part **A** and part **B** of the child's stool shown in Figure 11.1.

..... [1]

- (ii) Explain **two** reasons why the material named in **11(b)(i)** would be suitable for part **A** of the child's stool in Figure 11.1.

reason 1

.....

reason 2

.....

[4]

- (c) Use sketches and notes to show how workshop tools and equipment could be used to produce a prototype of part **B** in Figure 11.1 from the material stated in your answer to **11(b)(i)**.

Include the following details:

- measuring and marking out
- cutting and finishing
- forming or joining.

- (d) Use sketches and notes to show how the process in **11(c)** could be modified to commercially produce part **B** in Figure 11.1 in a batch of 100.

Include the following details:

- method of manufacture
- details of quality assurance
- reduction of waste.

- (e) Use sketches and notes to show **one** method that could be used to permanently join part **A** and part **B** in Figure 11.1.

[3]

Permission to reproduce items where third-party owned material protected by copyright is included has been sought and cleared where possible. Every reasonable effort has been made by the publisher (Cambridge University Press & Assessment) to trace copyright holders, but if any items requiring clearance have unwittingly been included, the publisher will be pleased to make amends at the earliest possible opportunity.

Cambridge International Education is the name of our awarding body and a part of Cambridge University Press & Assessment, which is a department of the University of Cambridge.