

HIGH SCHOOL PROFILE

CLASS OF 2019–2020

Director: John Lord
 Principal: Heather White
 Guidance Counsellor: Patricia Golden
 Cambridge Coordinator: Jeffrey Ward

CEEB 100123
 Centre no. US000
 UCAS No. N/A

SCHOOL AND COMMUNITY

- Smart Valley High School is a comprehensive four-year public high school enrolling 1900 students in grades 9 through 12. The school opened in the fall of 1990 and graduated its first senior class in the spring of 1993. Smart Valley High School is accredited by the Southern Association of Secondary Schools and is a Cambridge International Fellowship Centre. In 2015, Smart Valley ranked #297 amongst all high schools according to the Washington Post's High School Challenge Index.
- Six administrators, four guidance counselors, two deans, one AICE Coordinator, one Testing Coordinator, one Media Specialist, 80 teachers with additional support personnel including: a social worker, a social work assistant, a nurse and two resource officers.
- The racial composition of the community is predominantly white (75%), with approximately 5% African American, 10% Hispanic, 1% Asian, and 9% Multiracial. The school's population includes 13% students with disabilities, 3% ESOL and 60% low-income students.

CURRICULUM AND ACCREDITATION – GRADUATION REQUIREMENTS

- <Insert accreditation information>
- Units of credit are determined by Long Beach Department of Education and Commission on School Accreditation
- <Graduation requirements>
- Thirty (30) credits earned in grades 7-12 with a minimum Grade Point Average (GPA) of 2.0 on a 4.0 scale. Students must also pass the Long Beach Comprehensive Assessment Test (LBCAT) or Long Beach Standards Assessment (LBSA). AICE students may complete graduation requirements by completion of the AICE Curriculum along with a minimum 2.0 GPA and passing the LBCAT or LBSA

<Academic tracks or streams; requirements for selection>

- Students take Cambridge IGCSE subjects with a minimum of 9 subjects with a 2 year duration, and Cambridge AS and A Level subjects with a minimum of 4 and maximum of 6 subjects for two years duration
 <Average number of IGCSE, AS, A-levels or other advanced courses taken per student>
- 100 students participated in the Cambridge IGCSE examinations
- 500 students participated in the Cambridge International AS and A Level examinations. A total of 1500 exams were taken in 25 subjects. 55% of the AS and A Level exams received passing scores of "d" or higher.
- Preparation for Cambridge exams is offered in the following subjects:
 - Art & Design
 - Biology
 - Business Studies
 - Chemistry
 - Dutch
 - Economics
 - English Language
 - English Literature
 - French
 - Geography
 - German
 - History
 - Information Technology
 - Mathematics
 - Music
 - Philosophy
 - Physics
 - Spanish

GRADING AND RANKING

<Explanation of how class rank is calculated>

A – Excellent 90 – 100 4.0; B – Above Average 80 – 89 3.0; C – Average 70 – 79 2.0; D – Below Average 60 – 69 1.0; F – Failure 59 or below 0.0

- GPA is computed using the above quality points. Beginning with grade 7, all high school subjects, whether passed or failed, are included in the computation. A minimum of 24 credits is required for graduation. Grades are recorded on the transcript and grade point average is computed in January and June. Class rank is determined by using all high school credit earned based upon the above grading scale with additional weights added.
- The school year is divided into semesters. Evaluations are given each semester.
- Smart Valley High School uses a A-F grading scale.

EXTERNAL EXAMINATIONS

CAMBRIDGE ASSESSMENT INTERNATIONAL EDUCATION
During the June 2019 testing session, 350 Cambridge students took 1473 exams.

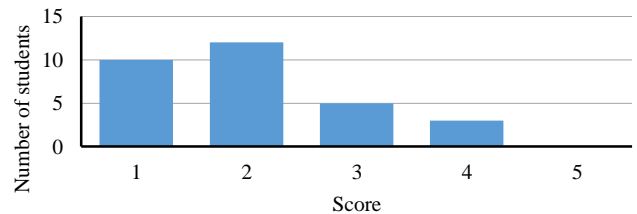
125 students took the IGCSE exams and 76 passed with an E or above; 37 passed with a C or above, 12 received an A or A*.

63 students took AS exams and 25 passed with an E or above; 36 passed with a C or above, 2 received an A or A*.

48 students took A-Level exams and 28 passed with an E or above; 12 passed with a C or above, 8 received an A or A*.

OTHER ADVANCED PROGRAMS (AP)

In June 2019, 25 students of the Class of 2019 took AP exams; 12% of students scoring 4 or 5, 5% of students score 3 and above. 2 exams were graded at 3 or higher.



SAT Summary

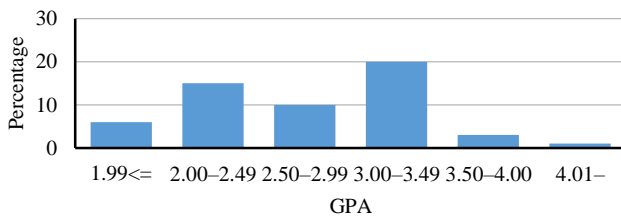
SAT	MEAN				
Class (Grade)	09	10	11	12	13
Critical reading	5	3	14	11	10
Math	6	12	5	31	9
Writing	6	11	20	22	6
Students tested	3	6	7	12	8

ACT Summary

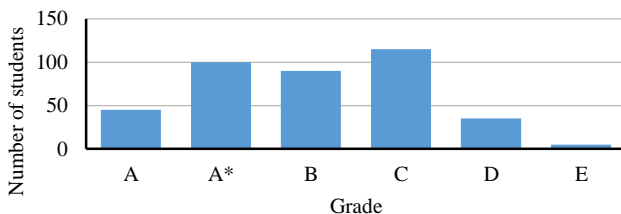
ACT	MEAN				
Class (Grade)	09	10	11	12	13
English	44	32	3	42	34
Math	11	2	5	5	23
Reading	4	22	34	14	6
Science Reasoning	12	34	2	21	36
Composite	20	12	13	23	21
Students tested	12	2	7	26	8

CAMBRIDGE GRADE	DESCRIPTOR	AMERICAN CONVERSION	
A*	Outstanding	A+	Credit given
A	Excellent	A	
B	Very Good	A-/B+	
C	Good	B	
D	Satisfactory	C+	
E	Average	C	Credit not given
U	Ungraded	F	

GRADING CHART SHOWING % OF STUDENTS WITH GPA



GRADING CHART SHOWING NUMBER OF STUDENTS ACHIEVING A-E GRADES



FURTHER SCHOOLING OF GRADUATES

Students from the Class of June 2019 have enrolled in the following colleges, universities, professional schools:

USA

Cortland University
Liberty College
University of Rhode Island
Samford University

CANADA

University of Toronto
University of Waterloo
McMaster University

AUSTRALIA

Australia National University
Charles Darwin University
Deakin University

SINGAPORE

Singapore Institute of Technology
Nanyang Technological University
James Cook University

THAILAND

Webster University, Thailand Campus
Chiang Mai University
Bangkok University

Some students will travel, pursue a gap year, work or fulfill military obligations.