


Cambridge Schools Conference 2015

Keynote workshop:
“Education fit for the future”



“Education fit for the future”- objectives

- To share practical ideas on how best to help learners build their skills for a successful future.
- To work with teachers from other disciplines and explore new approaches to skills development that they could try in their own subject area.
- To focus on the Cambridge learner attribute: “innovative”.



“Innovative”

“Cambridge learners welcome new challenges and meet them resourcefully, creatively and imaginatively.


They are capable of applying their knowledge and understanding to solve new and unfamiliar problems.

They can adapt flexibly to new situations requiring new ways of thinking.”



“Education fit for the future”- objectives

- To share practical ideas on how best to help learners build their skills for a successful future.
- To work with teachers from other disciplines and explore new approaches to skills development that they could try in their own subject area.
- To focus on the Cambridge learner attribute: “innovative”.
- Participants will work together to produce a visually stimulating poster of practical cross-curricular teaching ideas that promote a certain skill or way of thinking.



Keynote: Tony Little

“An educated mind makes connections between phenomena.”

“Pupils should be creatively engaged exploring the area between subjects.”



Think, pair, share

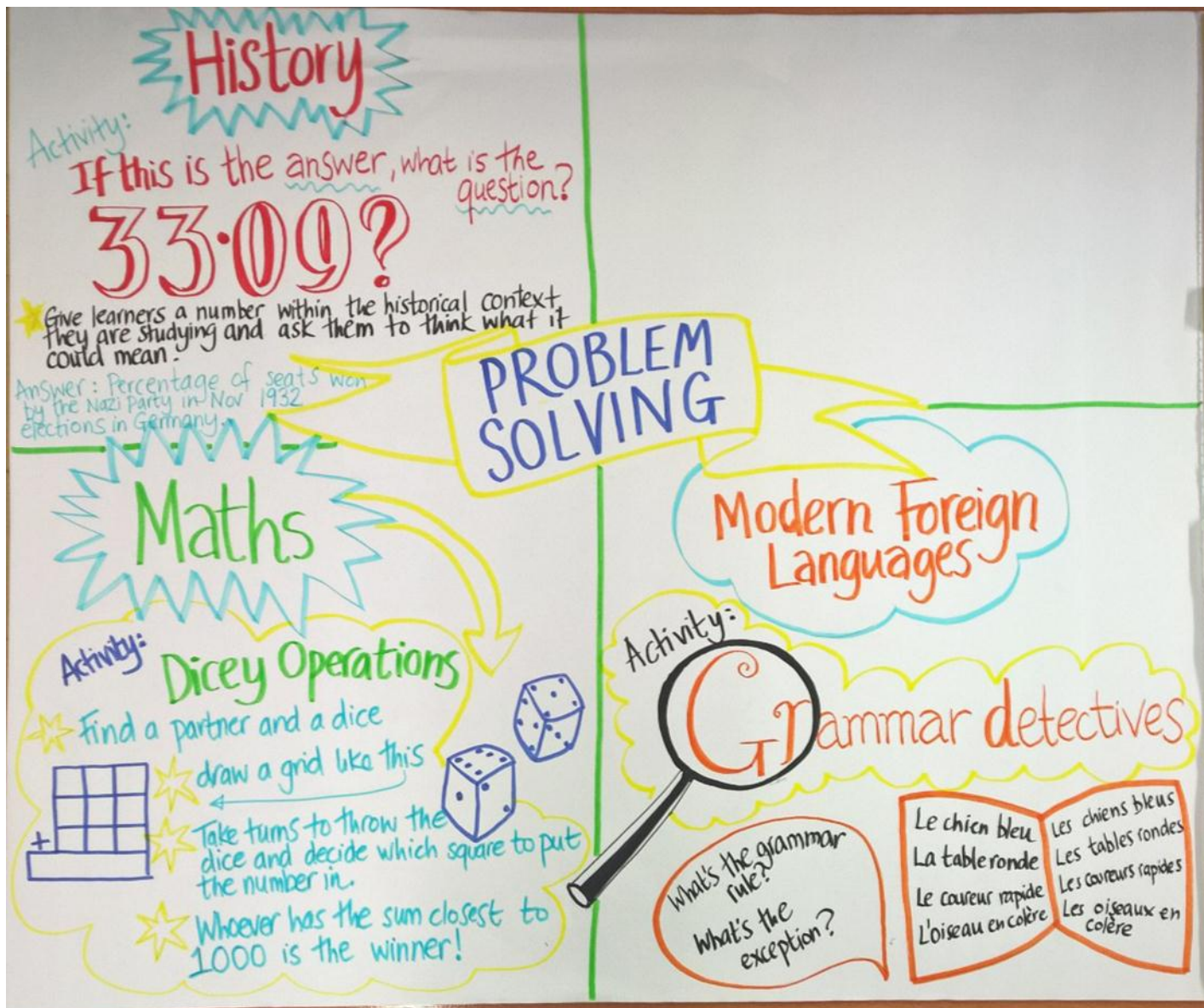
- Think individually about which skills and ways of thinking are important for the future and why
- Share your thoughts with someone next to you
- Discuss these ideas with the rest of the group on your table
- Make a note of key words which are skills or ways of thinking which should help learners to be “fit for the future”
- Each table will report their **two** most interesting ideas to the rest of the group.



Expansion and design

- In groups, select one skill or way of thinking
- Produce a poster which illustrates and describes various practical ideas and activities to develop this skill in at least 4 different curriculum areas.
- During the activity, one person – a “critical friend” – from each table will visit another group for 5 minutes to offer advice and get ideas.





Plenary

- As a table, review the poster in front of you and decide on the one most interesting point to present to the whole group.
- Take a photo of your group's finished poster and put onto the conference app.

