Teaching with mobile technologies

- On post its, write the following:
  - Why you have signed up to this session
  - Possible benefits of mobile technology
  - Possible challenges for the use of mobile technology.
- Use one post it for each point you make.

CAMBRIDGE
International Examinations

Learn • Discover • Achieve

Getting started

- Stick your answers onto the posters around the room, and look at other people's suggestions

- Are there any common themes?

Key topics

- What is mobile technology?
- Some key principles for using mobile technology.
- What are the benefits and potential problems?
- Some practical suggestions.

What is mobile technology?

- Digital devices that are portable.
- These include:
  - Laptops
  - Tablets
  - Mobile phones
  - Data loggers
  - Smart watches



Possible challenges

- Cost
- Networking / security
- Classroom management
- BYOD
- Digital divide

Possible benefits

- Ease of use
- Portability
- Weight
- Cost?
- No ‘special spaces’
- Sharing
- On-the-go / time fillers

- Special apps
- Portable use of desktop apps
- BYOD

Key principles

- Put the learning at the centre
- Don't let the technology drive the activity
- Your choices must suit your context
- Blend where appropriate
- Do your research
- Ask the students
- Be creative, and have fun!

CAMBRIDGE
International Examinations

Learn • Discover • Achieve



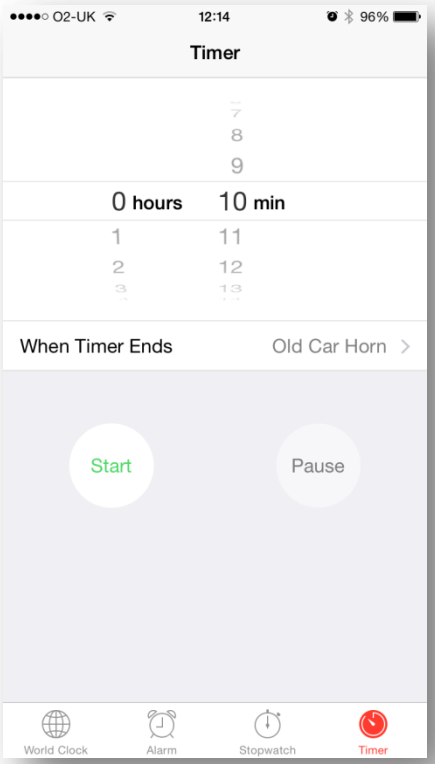
O2-UK
12:14
96%
Timer
0 hours
10 min
When Timer Ends
Old Car Horn
Start
Pause
World Clock
Alarm
Stopwatch
Timer

Reflect

Connect – extend – challenge:

- How is this workshop connected to what you already knew?
- What new ideas have extended your thinking?
- What is still challenging? What questions/puzzles do you now have?